

STAR ONLINE PUBLICATION

Case Number: S1508000374

Release Date: 07/16/2020

Symptom/Vehicle Issue:

Keys/Fobiks, Programming Keys With High Line BCM (L3 BCM)

Discussion:

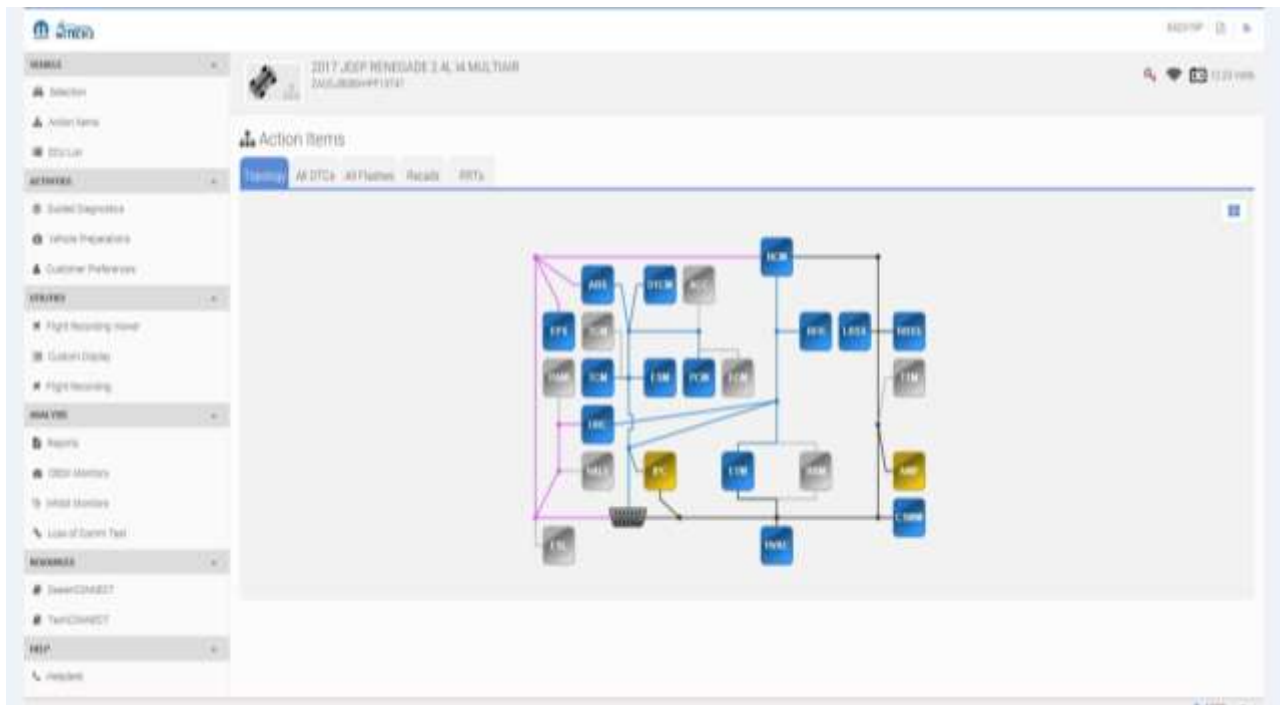
There are two methods for programming keys, if the vehicle is equipped with Keyless Go programming is done through the RFHUB. If the vehicle does not have keyless go programming should be done through the BCM. The below process is for KEYLESS GO vehicles.

- High Line vehicle (L3 BCM was replaced, similar procedure following RF Hub replace.)
- PE/KG FOBs
- 2 Keys programmed in this example
- 0 Keys disabled in this example

This document does not authorize warranty repairs. This communication documents a record of past experiences. STAR Center Online does not provide any conclusions about what is wrong with the vehicle. Rather, it captures all previous cases known that appear to be similar or related to the vehicle symptom / condition. You are the expert, and you are responsible for deciding on the appropriate course of action.

Contact STAR Center, or your Technical Assistance Center Via ECCI or eCONTACT ticket if no solution is found

STAR ONLINE PUBLICATION

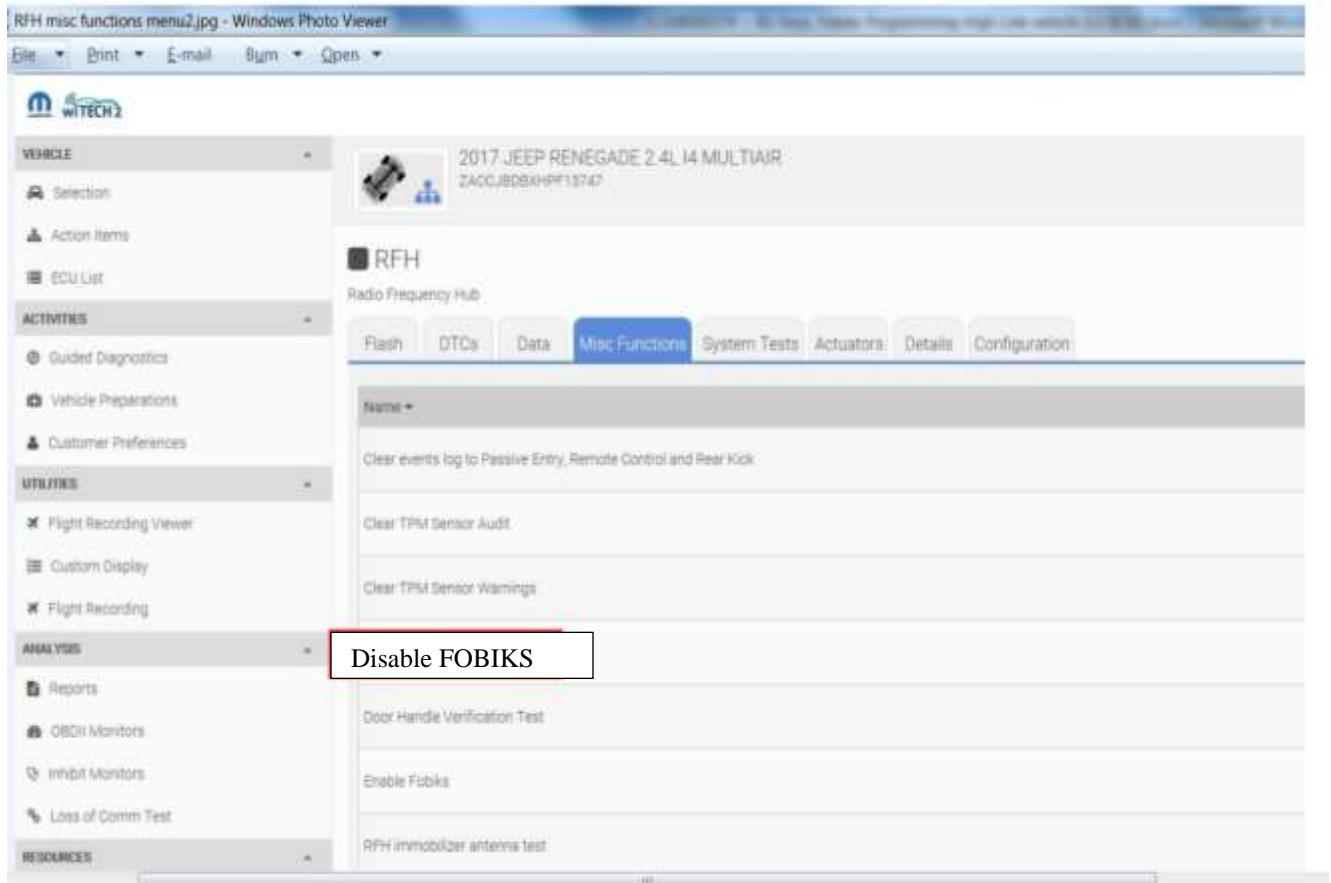


1. Have all the FOBs to be enabled present. Obtain the Vehicle PIN before starting. When ready go to RF Hub.

This document does not authorize warranty repairs. This communication documents a record of past experiences. STAR Center Online does not provide any conclusions about what is wrong with the vehicle. Rather, it captures all previous cases known that appear to be similar or related to the vehicle symptom / condition. You are the expert, and you are responsible for deciding on the appropriate course of action.

Contact STAR Center, or your Technical Assistance Center Via ECCI or eCONTACT ticket if no solution is found

STAR ONLINE PUBLICATION

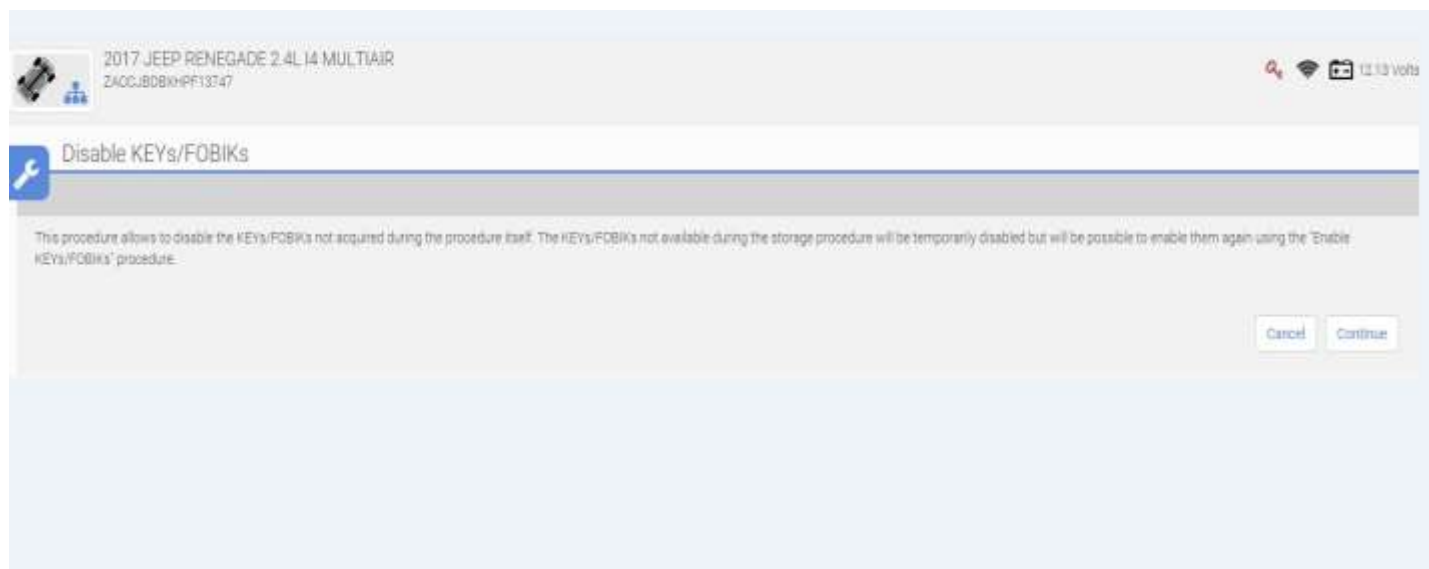


2. From the RF Hub > Misc. Functions select **“Disable KEYs /FOBIKs”**. This procedure will also permit enabling the FOBs.

This document does not authorize warranty repairs. This communication documents a record of past experiences. STAR Center Online does not provide any conclusions about what is wrong with the vehicle. Rather, it captures all previous cases known that appear to be similar or related to the vehicle symptom / condition. You are the expert, and you are responsible for deciding on the appropriate course of action.

Contact STAR Center, or your Technical Assistance Center Via ECCI or eCONTACT ticket if no solution is found

STAR ONLINE PUBLICATION



3. This statement is a bit confusing. It should say keys not present during this procedure will be disabled and keys present during this procedure WILL be enabled.

This document does not authorize warranty repairs. This communication documents a record of past experiences. STAR Center Online does not provide any conclusions about what is wrong with the vehicle. Rather, it captures all previous cases known that appear to be similar or related to the vehicle symptom / condition. You are the expert, and you are responsible for deciding on the appropriate course of action.

Contact STAR Center, or your Technical Assistance Center Via ECCI or eCONTACT ticket if no solution is found

STAR ONLINE PUBLICATION



4. You must have network connection to proceed.

This document does not authorize warranty repairs. This communication documents a record of past experiences. STAR Center Online does not provide any conclusions about what is wrong with the vehicle. Rather, it captures all previous cases known that appear to be similar or related to the vehicle symptom / condition. You are the expert, and you are responsible for deciding on the appropriate course of action.

Contact STAR Center, or your Technical Assistance Center Via ECCI or eCONTACT ticket if no solution is found

STAR ONLINE PUBLICATION



5. This should say “Sit” in the vehicle with all the doors closed. **Note: Doors closed is a requirement.**

This document does not authorize warranty repairs. This communication documents a record of past experiences. STAR Center Online does not provide any conclusions about what is wrong with the vehicle. Rather, it captures all previous cases known that appear to be similar or related to the vehicle symptom / condition. You are the expert, and you are responsible for deciding on the appropriate course of action.

Contact STAR Center, or your Technical Assistance Center Via ECCI or eCONTACT ticket if no solution is found

STAR ONLINE PUBLICATION

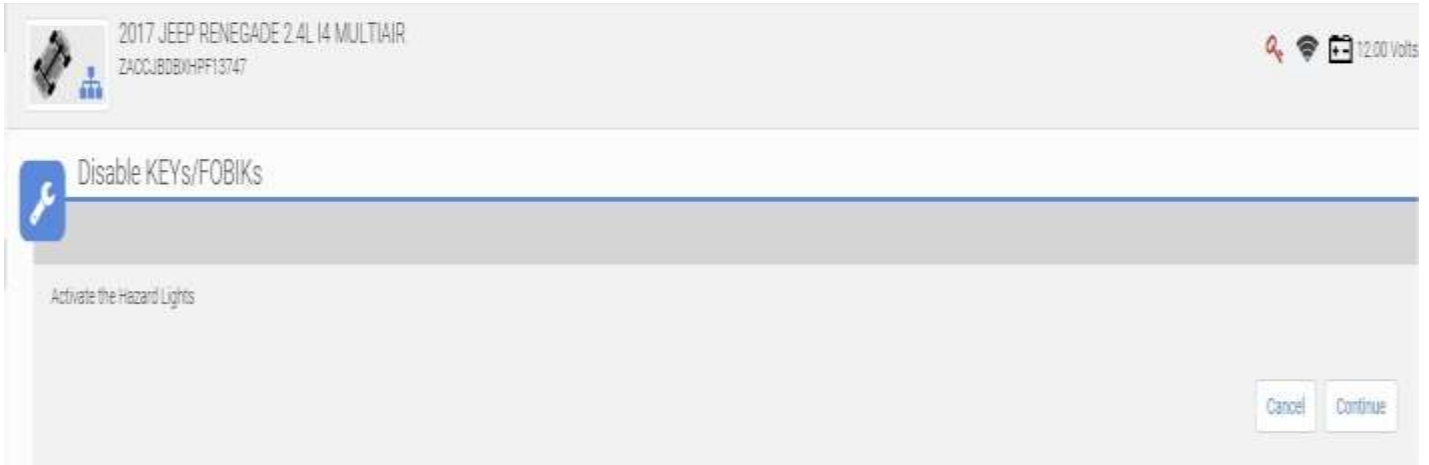


6. Have all the FOBs to be enabled in the vehicle.

This document does not authorize warranty repairs. This communication documents a record of past experiences. STAR Center Online does not provide any conclusions about what is wrong with the vehicle. Rather, it captures all previous cases known that appear to be similar or related to the vehicle symptom / condition. You are the expert, and you are responsible for deciding on the appropriate course of action.

Contact STAR Center, or your Technical Assistance Center Via ECCI or eCONTACT ticket if no solution is found

STAR ONLINE PUBLICATION



7. This prevents the BCM from going to sleep when the ignition is switched off.

This document does not authorize warranty repairs. This communication documents a record of past experiences. STAR Center Online does not provide any conclusions about what is wrong with the vehicle. Rather, it captures all previous cases known that appear to be similar or related to the vehicle symptom / condition. You are the expert, and you are responsible for deciding on the appropriate course of action.

Contact STAR Center, or your Technical Assistance Center Via ECCI or eCONTACT ticket if no solution is found

STAR ONLINE PUBLICATION

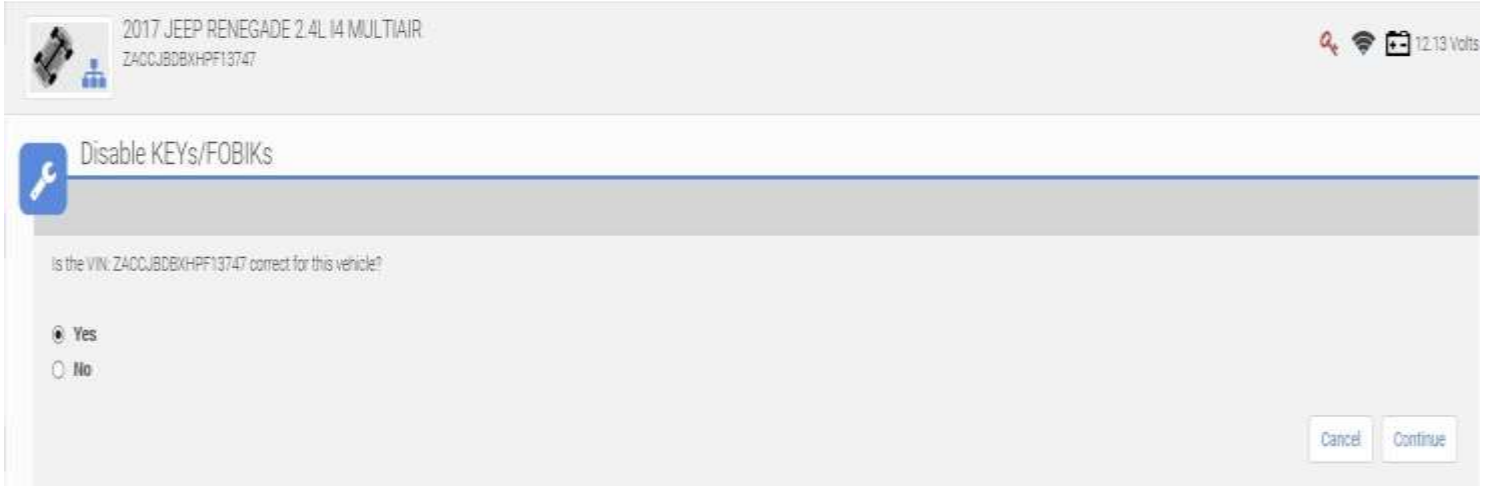


8. If the ignition is on, turn the ignition "Off".

This document does not authorize warranty repairs. This communication documents a record of past experiences. STAR Center Online does not provide any conclusions about what is wrong with the vehicle. Rather, it captures all previous cases known that appear to be similar or related to the vehicle symptom / condition. You are the expert, and you are responsible for deciding on the appropriate course of action.

Contact STAR Center, or your Technical Assistance Center Via ECCI or eCONTACT ticket if no solution is found

STAR ONLINE PUBLICATION



2017 JEEP RENEGADE 2.4L I4 MULTIAIR
ZACCJBDBXHPF13747

12.13 Volts

Disable KEYS/FOBIKS

Is the VIN, ZACCJBDBXHPF13747, correct for this vehicle?

Yes
 No

Cancel Continue

9. Verify the VIN is correct. Press Continue.



2017 JEEP RENEGADE 2.4L I4 MULTIAIR
ZACCJBDBXHPF13747

12.13 Volts

Disable KEYS/FOBIKS

Enter Vehicle PIN (Personal Identification Number).

PIN:

Cancel Continue

10. When the correct PIN for the vehicle has been entered press Continue.

This document does not authorize warranty repairs. This communication documents a record of past experiences. STAR Center Online does not provide any conclusions about what is wrong with the vehicle. Rather, it captures all previous cases known that appear to be similar or related to the vehicle symptom / condition. You are the expert, and you are responsible for deciding on the appropriate course of action.

Contact STAR Center, or your Technical Assistance Center Via ECCI or eCONTACT ticket if no solution is found

STAR ONLINE PUBLICATION

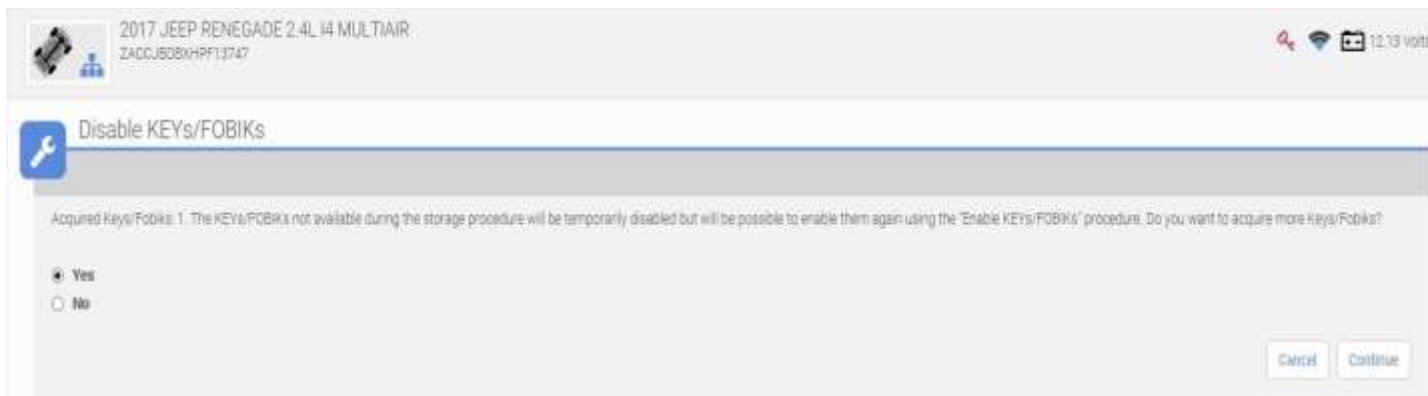


11. When prompted, press the Unlock button one time on the first FOB to be programmed.

This document does not authorize warranty repairs. This communication documents a record of past experiences. STAR Center Online does not provide any conclusions about what is wrong with the vehicle. Rather, it captures all previous cases known that appear to be similar or related to the vehicle symptom / condition. You are the expert, and you are responsible for deciding on the appropriate course of action.

Contact STAR Center, or your Technical Assistance Center Via ECCI or eCONTACT ticket if no solution is found

STAR ONLINE PUBLICATION



12. When this box appears notice that the “Acquired Keys/Fobiks:” is showing 1 . This confirms the 1st FOB number was recognized. This screen is defaulted to Yes so if this is the last Key/Fobik (FOB) to be acquired you must select NO before pressing Continue.



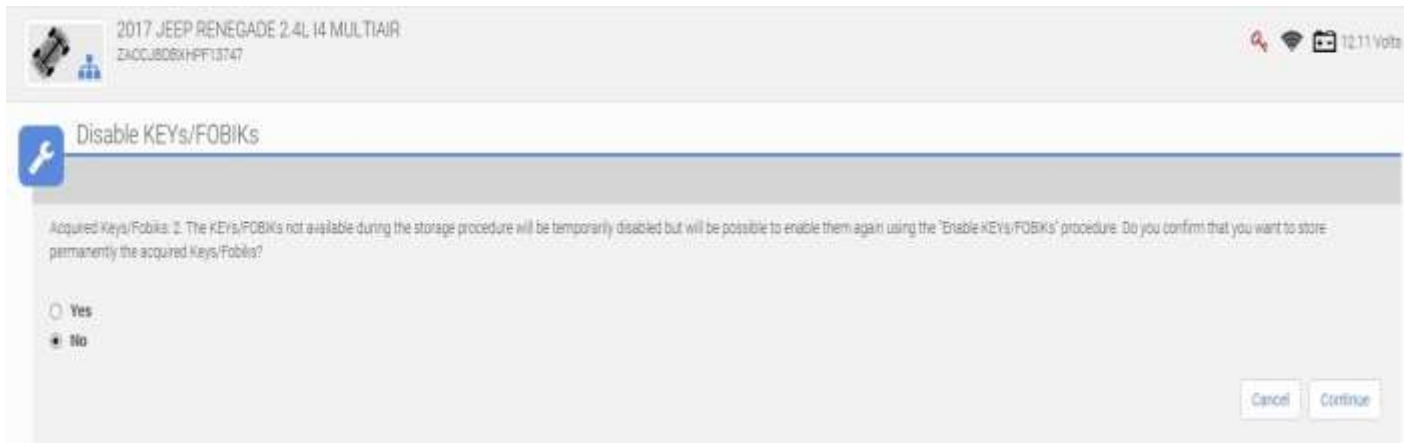
13. If you are sure that the number following the “Acquired Keys/Fobiks” matches the number of FOBs you are programming select NO (indicating you do not want to add more) then press Continue.

This document does not authorize warranty repairs. This communication documents a record of past experiences. STAR Center Online does not provide any conclusions about what is wrong with the vehicle. Rather, it captures all previous cases known that appear to be similar or related to the vehicle symptom / condition. You are the expert, and you are responsible for deciding on the appropriate course of action.

Contact STAR Center, or your Technical Assistance Center Via ECCI or eCONTACT ticket if no solution is found

STAR ONLINE PUBLICATION

14. This screen defaults to NO. The question is DO you want to store permanently the Acquired Keys/Fobiks so you must answer YES to this question.



15. Select YES to store permanently the Acquired Keys/Fobiks. After selecting YES press Continue.

This document does not authorize warranty repairs. This communication documents a record of past experiences. STAR Center Online does not provide any conclusions about what is wrong with the vehicle. Rather, it captures all previous cases known that appear to be similar or related to the vehicle symptom / condition. You are the expert, and you are responsible for deciding on the appropriate course of action.

Contact STAR Center, or your Technical Assistance Center Via ECCI or eCONTACT ticket if no solution is found

STAR ONLINE PUBLICATION



16. This screen shows the number of Keys/Fobiks Enabled and Disabled. In our example 2 are Enabled and 0 are Disabled.

This document does not authorize warranty repairs. This communication documents a record of past experiences. STAR Center Online does not provide any conclusions about what is wrong with the vehicle. Rather, it captures all previous cases known that appear to be similar or related to the vehicle symptom / condition. You are the expert, and you are responsible for deciding on the appropriate course of action.

Contact STAR Center, or your Technical Assistance Center Via ECCI or eCONTACT ticket if no solution is found

STAR ONLINE PUBLICATION



17. This step is optional. It generates a report file of the Keys/Fobiks programming. Select YES to save a report. Select NO to not save a report. Press continue.

18. The programming should be successful and all FOBs should operate the vehicle

This document does not authorize warranty repairs. This communication documents a record of past experiences. STAR Center Online does not provide any conclusions about what is wrong with the vehicle. Rather, it captures all previous cases known that appear to be similar or related to the vehicle symptom / condition. You are the expert, and you are responsible for deciding on the appropriate course of action.

Contact STAR Center, or your Technical Assistance Center Via ECCI or eCONTACT ticket if no solution is found