

# Service Campaign Bulletin



Mercedes-Benz

Campaign No. 2020120012 December 2020

TO: ALL MERCEDES-BENZ and FREIGHTLINER CENTERS

SUBJECT: **Model 907 Model Year 2020**  
**Retrofit Lock Nut on Exhaust System**

MBAG, the manufacturer of Mercedes-Benz and Freightliner Sprinter Vans, has determined that the lock nut may not have been installed on the holder of the exhaust system on some vehicles. As a result, the exhaust system may move beyond the tolerance threshold, especially in the case of extreme load changes or other higher loads during vehicle operation. The purpose of the fixing ring is to increase the level of robustness throughout the vehicle's life cycle.

Prior to performing this Service Campaign:

- Please check VMI to determine if the vehicle is involved in the Campaign and if it has been previously repaired.
- Please review the entire Service Campaign bulletin and follow the repair procedure exactly as described.

Approximately **2,268** vehicles are affected.

Order No. V-SC-2020120012

This bulletin has been created and maintained in accordance with MBUSA-SLP S423QH001, Document and Data Control, and MBUSA-SLP S424HH001, Control of Quality Records.

# Service Campaign Bulletin

Service Campaign Bulletin

Service Campaign Bulletin

Service Campaign Bulletin

Service Campaign Bulletin


**Engine 642 in model 907**  
**with code ZU7 (National version for Canada)**

**Engine 642 in model 907**  
**with code ZU8 (National version for USA)**

**Operation no. of the operation texts or standard texts and flat rates**






Category	Op. no.	Operation text	Time	Acc. no.	Code
L	02 1183	Operations: Retrofit lock nut on holder of exhaust system	0.1 hrs	14 930 65	VS3HANLA GE

- 1 Spring nut
- 2 Exhaust system
- a Dimension (15 mm)



D49.10-A012-76

<b>Danger</b>	<b>Risk of death</b> caused by vehicle slipping or toppling off of the lifting platform.	Align vehicle between vehicle lift columns and position the four support plates at the vehicle lift support points specified by the vehicle manufacturer.	AS00.00-Z-0010-01A
<b>Warning</b>	<b>Risk of injury.</b> Skin or eye injuries may result when handling hot or glowing objects.	Wear protective gloves, protective clothing and safety glasses, if necessary.	AS00.00-Z-0002-01A
<b>Caution</b>	<b>Risk of injury</b> caused by scraping or cutting body parts on sharp vehicle parts	Always wear protective gloves when working on or near sharp and non-deburred vehicle parts. Deburr repair panels.	AS00.00-Z-0017-01A

	<b>Check</b>		
1	Check, whether the vehicle is affected by the measure.	 For authorized Mercedes-Benz service partners, only the entry in the Extended VEGA Application (EVA) system, in the "Current" tab, is decisive. An additional test of the affected vehicles in the workshop information system (WIS) or vehicle list is thereby not necessary.	
	<b>Install</b>		
2	Raise vehicle. Special instructions for lifting and supporting vehicle		AH00.60-N-0100-01TS AR00.60-D-1000-04TS
 AR			
3	Retrofit lock nut (1) to holder of exhaust system (2).	 Make sure that the dimension (a) between the lock nut (1) and decoupling element is observed.	
4	Lower vehicle.		

#### Parts ordering note

Part no.	Designation	Quantity
A 123 994 13 45	Spring nut	1