

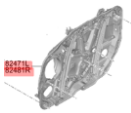
 HYUNDAI Technical Service Bulletin	GROUP Body	NUMBER 20-BD-020H
	DATE December, 2020	MODEL(S) Sonata (DN8a)

SUBJECT: FRONT DOOR MODULE ASSEMBLY REPLACEMENT

Description: This bulletin describes the procedure to replace the front door module assembly if the front door window cannot close or the door regulator cables are separated from the regulator track.

Applicable Vehicles: Certain 2020 – 2021MY Sonata (DN8a) vehicles

Parts Information:

MODEL	PART NAME	PART NUMBER	IMAGE
Sonata (DN8a)	Panel Assy-Front Dr Module, LH	82471-L0000	
	Panel Assy-Front Dr Module, RH	82481-L0000	

Warranty Information:

MODEL	OP CODE	OPERATION	OP TIME	CAUSAL PART	NATURE CODE	CAUSE CODE
Sonata (DN8a)	00DA27R0	Panel Assy-Front Dr Module LH Replace	0.8 M/H	82471-L0000	I11	ZZ7
	00DA27R1	Panel Assy-Front Dr Module RH Replace	0.8 M/H	82481-L0000	I11	ZZ7
	00DA27R2	Panel Assy-Front Dr Module Both Sides	1.5 M/H	82471-L0000	I11	ZZ7


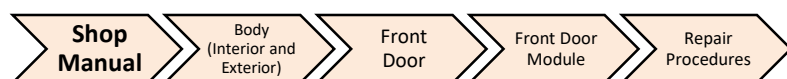
NOTE 1: Submit Claim on Campaign Entry Screen.

NOTE 2: If a part is in need of replacement while performing the repair for this TSB and the affected part is still under warranty, please submit a separate claim using the same Repair Order. If the affected part is out of warranty, submit a Prior Approval Request for goodwill consideration prior to performing the work.

Service Procedure:

- If the front door window cannot close or if the door regulator cables are separated from the regulator track, replace the front door module.

Refer to the shop manual to replace the front door module.



- The service procedure is now complete.

Circulate To: General Manager, Service Manager, Parts Manager, Warranty Manager, Service Advisors, Technicians, Body Shop Manager, Fleet Repair