

Service Alert

Mazda North American Operations
Irvine, CA 92618-2922



Subject: DTC U2050:55 STORED AFTER REPLACING OR REPROGRAMMING BCM	Service Alert No.: SA-003/20
	Last Issued: 12/09/2020

BULLETIN NOTES

This service alert supersedes the previously issued service alert listed below. The changes are noted in Red text.

Previous Service Alert	Date(s) Issued:
SA-003/20	11/06/20, 09/29/20, 03/23/20, 02/28/20, 02/11/20 and 01/09/20
SA-055/19	12/10/19

APPLICABLE MODEL(S)/VINS

2019-2020 Mazda3
2020 CX-30

DESCRIPTION

When the body control module (BCM) has been replaced or reprogrammed and the software is updated to the file names shown below, DTC U2050:55-BCM (Activation of remote control not implemented) may be stored in memory without any warning indication for the driver.

ECU Name	Body	File Name
BCM	Japan built 4 door	BCKA-66S02-R
	Mexico built 4 door	BDTS-66S02-M
	Japan built Hatchback	BEMD-66S02-M

CONSUMER NOTICE: The information and instructions in this bulletin are intended for use by skilled technicians. Mazda technicians utilize the proper tools/equipment and take training to correctly and safely maintain Mazda vehicles. These instructions should not be performed by "do-it-yourselfers." Customers should not assume this bulletin applies to their vehicle or that their vehicle will develop the described concern. To determine if the information applies, customers should contact their nearest authorized Mazda dealership. Mazda North American Operations reserves the right to alter the specifications and contents of this bulletin without obligation or advance notice. All rights reserved. No part of this bulletin may be reproduced in any form or by any means, electronic or mechanical---including photocopying and recording and the use of any kind of information storage and retrieval system ---without permission in writing.

This is caused by a communication error between the telematics communication unit (TCU) and BCM when the control software in them are not of the version being ready for activation of the connected service.

NOTE: The DTC maybe stored again if any of the following occur:

- The battery terminal is disconnected.
- The connector at the BCM is disconnected.
- Configuration or activation of any ECU is performed with the Mazda Modular Diagnostic System (M-MDS).

REPAIR PROCEDURE

How to Clear DTC U2050:55

1. Are there any warning lights and/or warning messages?

1. Yes - Go to next step.
2. No - Ignore the DTC.

2. Connect MDARS.

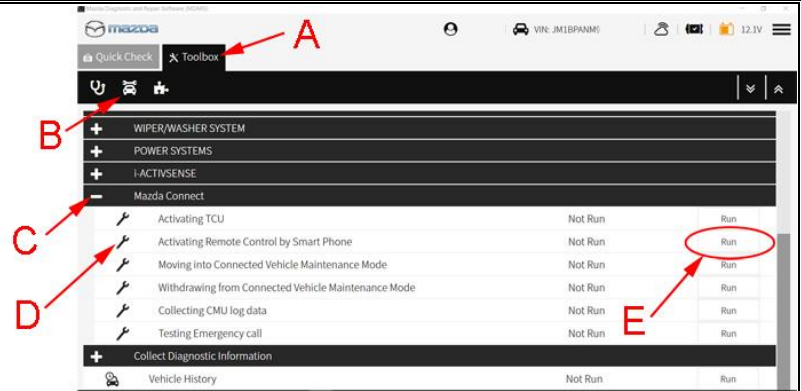
3. Use MDARS to verify if the Telematics Control Unit (TCU) is at the latest software level (Toolbox Software Update Run TCU).

Is the TCU at the latest software level?

1. Yes - Go to step 4.
2. No - Update TCU software, then go to step 4.

CONSUMER NOTICE: The information and instructions in this bulletin are intended for use by skilled technicians. Mazda technicians utilize the proper tools/equipment and take training to correctly and safely maintain Mazda vehicles. These instructions should not be performed by "do-it-yourselfers." Customers should not assume this bulletin applies to their vehicle or that their vehicle will develop the described concern. To determine if the information applies, customers should contact their nearest authorized Mazda dealership. Mazda North American Operations reserves the right to alter the specifications and contents of this bulletin without obligation or advance notice. All rights reserved. No part of this bulletin may be reproduced in any form or by any means, electronic or mechanical---including photocopying and recording and the use of any kind of information storage and retrieval system ---without permission in writing.

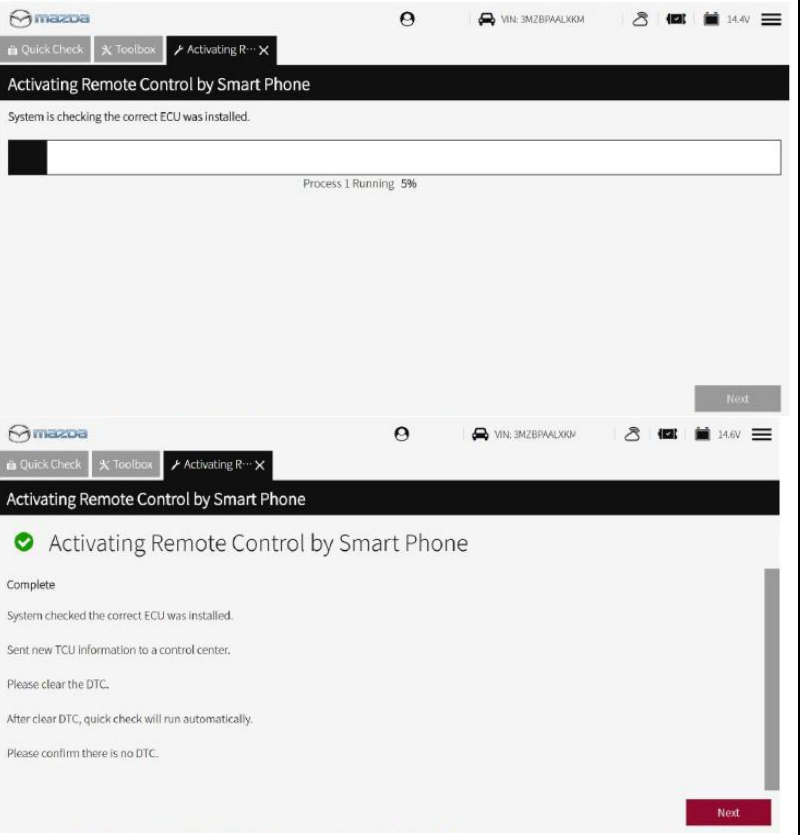
4. Select the following:
- A. Toolbox
 - B. Repair icon
 - C. MAZDA CONNECT
 - D. Activating Remote Control by Smart Phone
 - E. RUN.



5. Follow the on-screen instructions and wait for process to complete.

NOTE: If the Activating Remote Control by Smart Phone shows "Incomplete", the possible causes are:

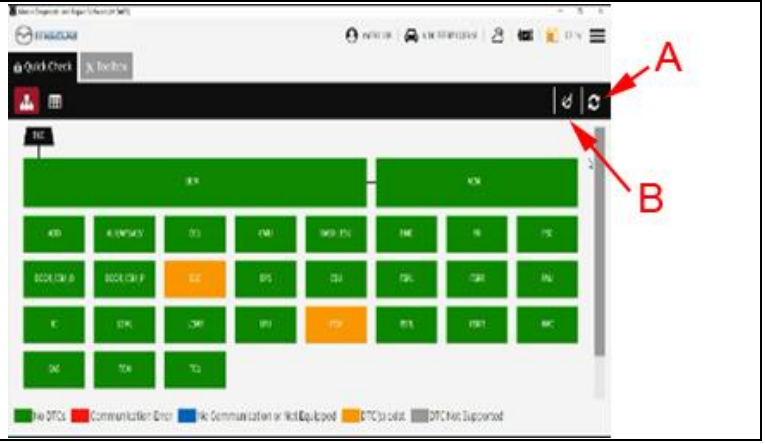
1. The advanced key is not in the vehicle.
2. The Connected Vehicle Maintenance Mode is enabled.
3. The key transmitter power saving function is enabled.
4. The pacemaker radio wave interference prevention function is enabled.



CONSUMER NOTICE: The information and instructions in this bulletin are intended for use by skilled technicians. Mazda technicians utilize the proper tools/equipment and take training to correctly and safely maintain Mazda vehicles. These instructions should not be performed by "do-it-yourselfers." Customers should not assume this bulletin applies to their vehicle or that their vehicle will develop the described concern. To determine if the information applies, customers should contact their nearest authorized Mazda dealership. Mazda North American Operations reserves the right to alter the specifications and contents of this bulletin without obligation or advance notice. All rights reserved. No part of this bulletin may be reproduced in any form or by any means, electronic or mechanical---including photocopying and recording and the use of any kind of information storage and retrieval system ---without permission in writing.

6. Select Quick Check (A), then start the engine and select the DTC Clear icon (B).

CAUTION: If the engine is not started, DTC P2610 is stored and cannot be erased.



CONSUMER NOTICE: The information and instructions in this bulletin are intended for use by skilled technicians. Mazda technicians utilize the proper tools/equipment and take training to correctly and safely maintain Mazda vehicles. These instructions should not be performed by "do-it-yourselfers." Customers should not assume this bulletin applies to their vehicle or that their vehicle will develop the described concern. To determine if the information applies, customers should contact their nearest authorized Mazda dealership. Mazda North American Operations reserves the right to alter the specifications and contents of this bulletin without obligation or advance notice. All rights reserved. No part of this bulletin may be reproduced in any form or by any means, electronic or mechanical---including photocopying and recording and the use of any kind of information storage and retrieval system ---without permission in writing.