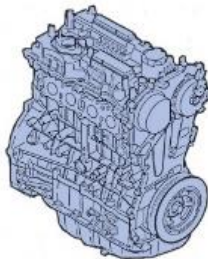
	GROUP ENG	MODEL 2021MY Stinger (CK) 2.0L T-GDI
	NUMBER 223	DATE December 2020
TECHNICAL SERVICE BULLETIN		
SUBJECT: SERVICE ACTION: ENGINE LOT INSPECTION AND SUB-ENGINE & TURBOCHARGER REPLACEMENT (SA458)		

This bulletin provides information to inspect the engine Lot Number and if necessary, replace the sub-engine assembly and turbocharger on some 2021MY Stinger (CK) vehicles equipped with Theta 2.0L T-GDI engine, produced from October 14, 2020 through October 17, 2020, which may exhibit reduced engine performance with loud noise and/or MIL 'ON' with DTC P029900 due to poor oil flow to the turbo charger. Before conducting the procedure, verify that the vehicle is included in the list of affected VINs (94 VINs). Please perform this repair on all applicable vehicles in your dealer inventory prior to sale.

DTC Description:
P029900 - Turbo boost below target value



★ NOTICE

A Service Action is a repair program without customer notification that is performed during the warranty period. Any dealer requesting to perform this repair outside the warranty period will require DPSM approval.

Repair status for a VIN is provided on WebDCS (Service → Warranty Coverage → Warranty Coverage Inquiry → Campaign Information). Not completed Recall / Service Action reports are available on WebDCS (Consumer Affairs → Not Completed Recall → Recall VIN → Select Report), which includes a list of affected vehicles.

This issue number is **SA458**.

Printed TSB copy is for reference only; information may be updated at any time.
Always refer to KGIS for the latest information.

Circulate To: ☒ General Manager ☒ Service Manager ☒ Parts Manager
☒ Service Advisors ☒ Technicians ☒ Body Shop Manager ☒ Fleet Repair

SUBJECT:

SERVICE ACTION: ENGINE LOT INSPECTION AND SUB-ENGINE & TURBOCHARGER REPLACEMENT (SA458)

Engine Lot Inspection:



1. Open the hood and remove the engine cover.
- 2a. Remove the two (2) coolant line bracket retaining bolts.

Torque specification for bolt(s):
7.2 – 8.7 lb.ft (9.8 – 11.8 N.m,
1.0 – 1.2 kgf.m)

- 2b. Lift up the coolant line in order to view the engine lot number.

Note: It may be necessary to use a cell phone camera to clearly view/read the stamped lot number. The engine shown to the right has been removed and for reference use only.

- 3a. Check the Lot Number on the center of the cylinder block located behind the alternator.
- 3b. If the Lot Number falls within the engine production date range shown, then follow the 'Sub-Engine and Turbocharger Replacement Procedure' outlined on page 3.
- 3c. If the Lot Number **does not** fall within the engine production date range shown, no further action is required.
4. Reinstall the two (2) coolant line bracket retaining bolts from step 2a.



2007182216

Year Month Day Hour Min

Target Lot: **2008121100 - 2008121408**

SUBJECT:

SERVICE ACTION: ENGINE LOT INSPECTION AND SUB-ENGINE & TURBOCHARGER REPLACEMENT (SA458)

Sub-Engine and Turbocharger Replacement Procedure:

1.	<p>Replace the Sub-Engine assembly by referring to the “Engine Mechanical System → Engine and Transmission Assembly → Engine and Transmission Assembly → Repair procedures” chapter in the applicable Shop Manual on KGIS.</p> <p>Replace the turbocharger by referring to the “Engine Mechanical System → Intake and Exhaust System → Turbocharger & Exhaust Manifold → Repair procedures” chapter in the applicable Shop Manual on KGIS.</p> <p>Note: Be sure to install the new replacement turbocharger <u>prior</u> to installing the engine into to the vehicle.</p>	
	<div data-bbox="250 947 570 1024" data-label="Image"> </div> <p>CAUTION</p> <p>Removing/tightening the fuel lines is very important, especially when tightening GDI fuel lines. Please use the proper tightening torque by referring to the “Engine Control/Fuel System → Specifications → Tightening Torque” chapter in the applicable Shop Manual on KGIS.</p>	
2a.	Confirm normal vehicle operation after replacement of the sub-engine and turbocharger.	
2b.	<u>Confirm no oil or fuel leaks are present.</u>	


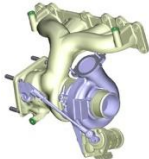
SUBJECT:

SERVICE ACTION: ENGINE LOT INSPECTION AND
SUB-ENGINE & TURBOCHARGER REPLACEMENT (SA458)

AFFECTED VEHICLE RANGE:

Model	Production Date Range
Stinger (CK)	October 14, 2020 to October 17, 2020

REQUIRED PART:

Part Name	Part Number	Figure	Qty.
Sub-Engine Assembly*	191S1 2CH00		1
Turbocharger (Exhaust Manifold)	28231 2CTA2		1
Gasket-Exhaust Manifold	28521 2CTA1	N/A	1
Gasket-Intake Manifold	28312 2CTA0		1
Gasket-T/C	17512 10000 (Oil)		2
	17512 12000 (Water)		4
Gasket-Oil Feed	28246 2CTA0		1
Gasket-Oil Drain	28246 2G430		2
Gasket-Catalyst Case	28535 2C150		1

*Oil filter and oil plug gasket will be included with engine assy.

SUBJECT:

SERVICE ACTION: ENGINE LOT INSPECTION AND SUB-ENGINE & TURBOCHARGER REPLACEMENT (SA458)

WARRANTY INFORMATION:

N Code: N99 C Code: C99

Claim Type	Causal P/N	Qty.	Repair Description	Labor Op Code	Op Time	Replacement P/N	Qty.
V	21100 2CTA0	0	(SA458) Engine Lot Inspection (RWD/AWD)	200136R0	0.2 M/H	N/A	
			(SA458) Engine Lot Check and Sub-Engine Replacement (RWD)	200136R1	8.5 M/H	191S1 2CH00	1
						28231 2CTA2	
						28521 2CTA1	
						28312 2CTA0	
						28246 2CTA0	
						28535 2C150	2
						17512 10000	
						28246 2G430	
						17512 12000	4
						UM040 CH012	1
						UM014 CH065	10
			(SA458) Engine Lot Check and Sub-Engine Replacement (AWD)	200136R2	8.8 M/H	191S1 2CH00	1
						28231 2CTA2	
						28521 2CTA1	
						28312 2CTA0	
						28246 2CTA0	
						28535 2C150	2
						17512 10000	
						28246 2G430	
						17512 12000	4
						UM040 CH012	1
						UM014 CH065	10

Note: Manually enter sublet code "X1" for engine oil reimbursement (\$50 max.). When necessary for retailed vehicles, manually enter sublet code "X2" for rental reimbursement, up to five (5) days maximum. Attach supporting documentation to claim.

* NOTICE

VIN inquiry data for this repair is provided for tracking purposes only. Kia retailers should reference SA458 when accessing the WebDCS system.

