

# WST 20 5700 LM7709 Fan Override Switch...

---



[Ken Rose](#) 18 posts since Mar 19, 2018

**WST 20 5700 LM7709 Fan Override Switch Install** Nov 24, 2020 6:33 PM

Good Afternoon,

We are staying to sell one of our stock 2020 5700's and the customer is wanting us to install a fan over-ride switch, has anyone complete this task? And might know what items we may need.

Thank you



[Scott Trippel](#) 4,003 posts since Dec 13, 2014

**Re: WST 20 5700 LM7709 Fan Override Switch Install** Nov 24, 2020 7:21 PM

Yeah real easy.

Got to parts pro put in your serial which you show as LM7709

Click on engine then module 283 scroll to the bottom click on diagram # G06-89714-000 open it in EZ wiring

Page 1 shows the override switch and page 2 shows the solenoid wiring...



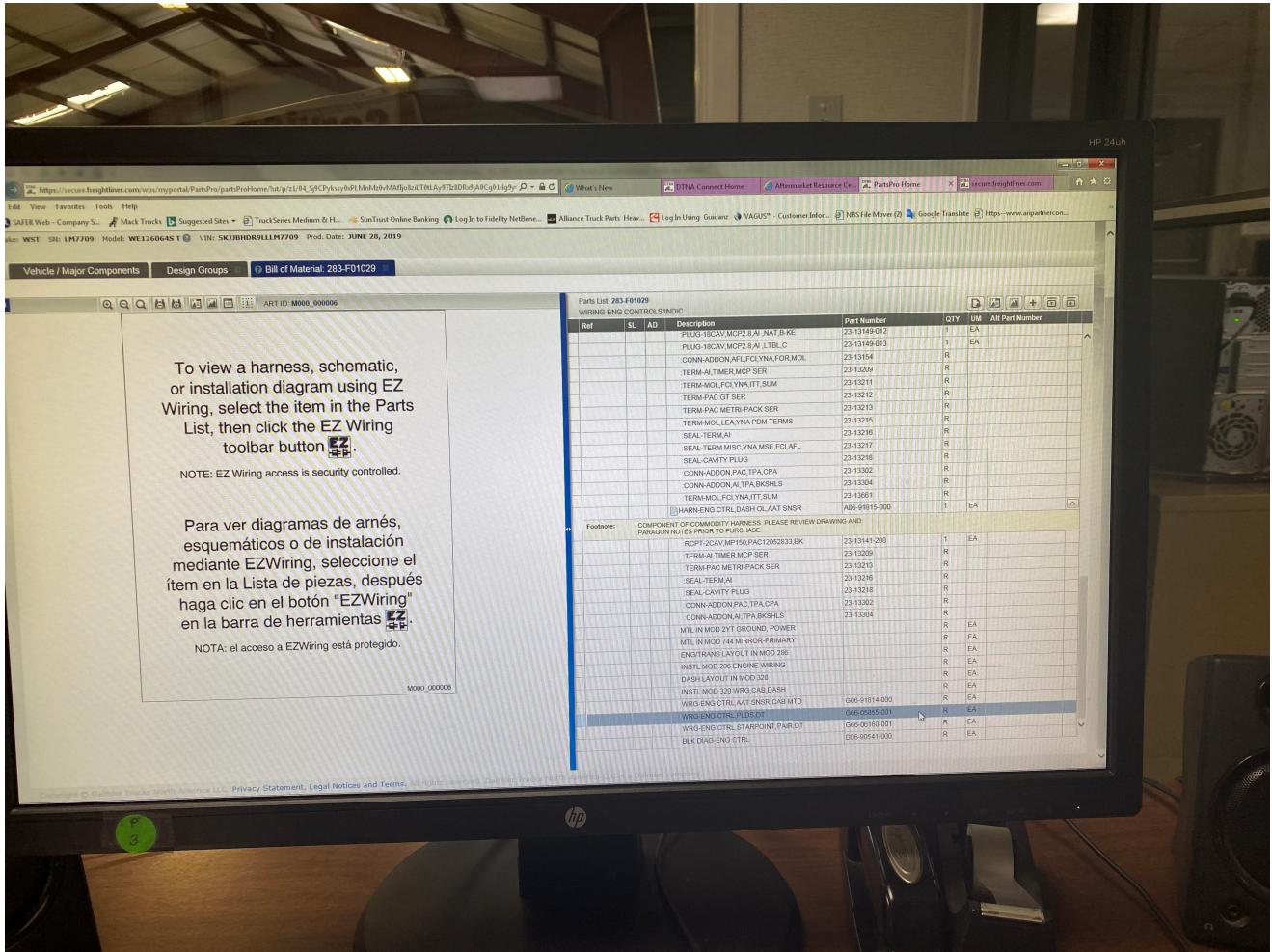
[Ken Rose](#) 18 posts since Mar 19, 2018

**Re: WST 20 5700 LM7709 Fan Override Switch Install** Nov 24, 2020 9:16 PM

Scott,

I don't have that diagram on 283 for LM7709. I have enclosed a screen shot of my computer. This vehicle doesn't have a current override switch installed.

WST 20 5700 LM7709 Fan Override Switch...



Scott Trippel 4,003 posts since Dec 13, 2014

Re: WST 20 5700 LM7709 Fan Override Switch Install Nov 25, 2020 4:07 PM


WST 20 5700 LM7709 Fan Override Switch...

Vehicle / Major Components Design Groups Bill of Material: 276-F00427 Search Results


ART ID: M000\_000006

Parts List: 276-F00427  
WIRING-FAN CTRLS,ENG/RADIATOR

Ref	SL	AD	Description	Part Number	QTY	UM	Alt Pa
			HARN-ENG FAN,ENG OL,2SPD	A06-90101-000	1	EA	
			:SEAL-CABLE,METRI-PACK,1WAY	23-12497	R		
			:PLUG-2CAV,MP150S,PAC12186685,B	23-13142-202	1	EA	
			:PLUG-10CAV,APEX2,8S,FCI,BK	23-13153-003	1	EA	
			:CONN-ADDON,AFL,FCI,YNA,FOR,MOL	23-13154	R		
			:TERM-AI,MISC	23-13208	R		
			:TERM-AI,TIMER,MCP,SER	23-13209	R		
			:TERM-MOL,FCI,YNA,ITT,SUM	23-13211	R		
			:TERM-PAC,METRI-PACK,SER	23-13213	R		
			:TERM-MOL,LEA,YNA,PDM,TERMS	23-13215	R		
			:SEAL-TERM,AI	23-13216	R		
			:SEAL-TERM,MISC,YNA,MSE,FCI,AFL	23-13217	R		
			:SEAL-CAVITY,PLUG	23-13218	R		
			:CONN-ADDON,PAC,TPA,CPA	23-13302	R		
			:CONN-ADDON,AI,TPA,BKSHLS	23-13304	R		
			:TERM-MOL,FCI,YNA,ITT,SUM	23-13661	R		
			DASH LAYOUT IN MOD 320		R	EA	
			ENG/TRANS LAYOUT IN MOD 286		R	EA	
			INSTL,MOD 286 ENGINE WIRING		R	EA	
			INSTL,MOD 320 WRG,CAB,DASH		R	EA	
			WRG-ENG FAN,2 SPD	G06-89714-000	R	EA	

To view a harness, schematic, or installation diagram using EZ Wiring, select the item in the Parts List, then click the EZ Wiring toolbar button .

NOTE: EZ Wiring access is security controlled.

Para ver diagramas de arnés, esquemáticos o de instalación mediante EZWiring, seleccione el ítem en la Lista de piezas, después haga clic en el botón "EZWiring" en la barra de herramientas .

NOTA: el acceso a EZWiring está protegido.

Try group 20 Engine Radiator/cooling subgroup 276 it is there



[Ken Rose](#) 18 posts since Mar 19, 2018

**Re: WST 20 5700 LM7709 Fan Override Switch Install** Dec 9, 2020 5:41 PM

Scott,

I appreciate the assistance. Since the schematic is listed, would I be correct in thinking the truck is prewired for the switch and all I need to do is enable the parameter and install the switch. We have never had to install anything like this and want to make sure I estimate the install correctly.

Thank you.



[Scott Trippel](#) 4,003 posts since Dec 13, 2014

**Re: WST 20 5700 LM7709 Fan Override Switch Install** Dec 9, 2020 7:07 PM

I would assume that, least that is how it was back in the day. But know I never trust parts pro and will always do a visual on the truck