



# Service Bulletin


Bulletin No.: 20-NA-017

Date: October, 2020

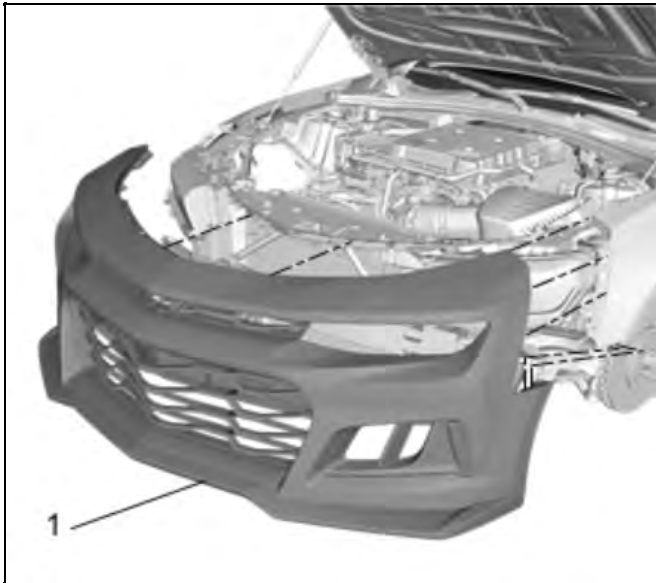
## TECHNICAL

**Subject: Outward Bump on Surface of Front Fascia (ZL1 or ZL1 1LE for U.S. and Canada Dealers Only)**

Brand:	Model:	Model Year:		VIN:		Engine:	Transmission:
		from	to	from	to		
Chevrolet	Camaro ZL1 or ZL1 1LE	2019	2021	—	—	All	All

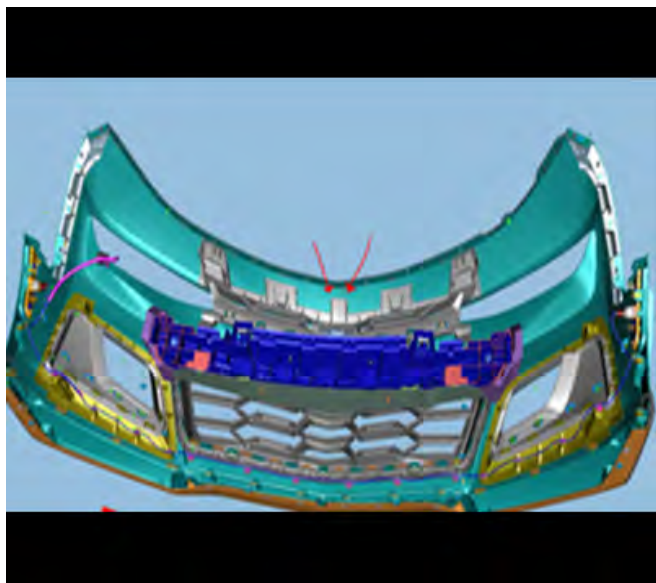
<b>Involved Region or Country</b>	United States, Canada
<b>Condition</b>	 <p style="text-align: right; font-size: small;">5484962</p> <p>Some customers may comment on an outward bump appearance in the front fascia. This condition only occurs approximately 76 mm (3 in) on either side of the centerline of the fascia.</p>
<b>Cause</b>	This condition is caused by the corners of the grille support bracket creating an outward ding due to excessive downward force on the front fascia area.
<b>Correction</b>	<p><b>Important:</b> Before you repair a vehicle with this condition, please submit a Field Product Report along with pictures of the issue. In Canada, please submit a Product Information Report.</p> <p>Rework the fascia to remove the bump following the steps in the Service Procedure below.</p>

## Service Procedure




4534564

1. Remove the front fascia (1). Refer to *Front Bumper Fascia Replacement (ZL1)* in SI.

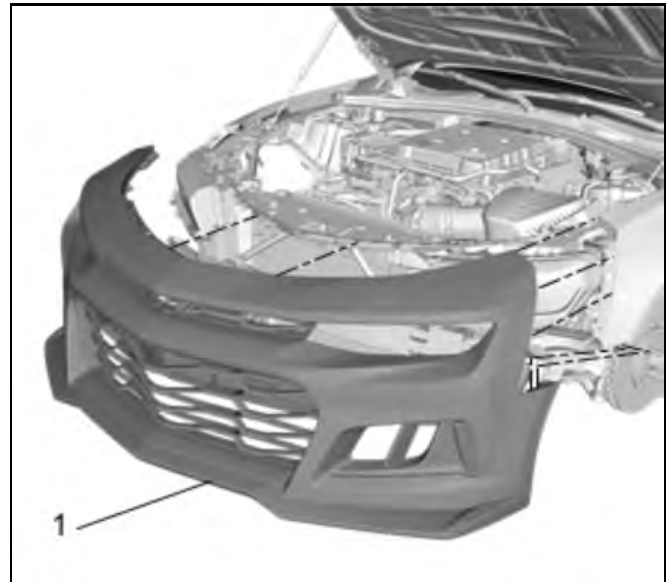


5484964



5484965

2. Carefully heat the tab (noted by the arrows in the graphics above) on the front upper grille and bend it out of the way.
3. To remove the outward ding from the fascia, carefully heat the front fascia and work the cover material.



4534564

4. Reinstall the front fascia (1). Refer to *Front Bumper Fascia Replacement (ZL1)* in SI.

## Parts Information

No parts are required for this repair.

## Warranty Information

For vehicles repaired under the Bumper-to-Bumper coverage (Canada Base Warranty coverage), use the following labor operation. Reference the Applicable Warranties section of Investigate Vehicle History (IVH) for coverage information.

Labor Operation	Description	Labor Time
1481278*	Remove and Reinstall Front Fascia, Remove Outward Bump on Fascia Surface	3.6 hrs

\*This is a unique Labor Operation for bulletin use only.

Version	2
Modified	Released January 21, 2020. October 09, 2020 – Added the 2021 Model Year.

