



BLUE BIRD

S20AT

November 11, 2020

To: Affected US Dealers

Subject: S20AT, Dual Fuse Block Assembly Inspection

Models Affected: Model Year: 2021
Model: Vision School Bus (Model Year 2021)

Bulletin Duration: One (1) Year from Date of Issue

Overview:

Certain buses built with SmartTrac Hydraulic Anti-lock Brakes (ABS) may have dual fuse block 10041668 assembled incorrectly, causing the ABS fault lamp to illuminate. The Dealer is to inspect and verify the correct assembly of dual fuse block 10041668, per the enclosed instructions and correct as required.

Affected Units:

This service bulletin includes:

- Certain model year 2021 Blue Bird Vision School Buses
 - manufactured from December 12, 2019 through March 7, 2020

A separate printout will be provided listing all buses in your territory that are affected by this service bulletin. Service Bulletin S20AT will be mailed to all owners on record. Be sure to review your list and advise of any incorrect owner names and/or addresses.

Repair Parts:

No additional parts/items are required to perform Service Bulletin S20AT.

Time Allowance:

Time allowed to inspect and install the lock washer under the nut as designed is 0.1 hours (6 minutes).

Completion Notification:

To request reimbursement for completed repairs, Dealers may submit claims via Blue Bird ClaimsCenter. Upon submission and approval of the claim, the body number will be flagged 'Completed/Claim'. For completed repairs where no reimbursement is requested, Dealers shall send the body number, repair date, odometer, and name of the repair facility to campaignparts@blue-bird.com and the body number will be flagged 'Completed/Reply'.

If the modification directed by this notification **was performed** prior to the receipt of this notification, you may be eligible to receive reimbursement for the cost of obtaining a pre-notification remedy of the subject matter of the campaign. Please provide a copy of all receipts to campaignparts@blue-bird.com



BLUE BIRD

Blue Bird Body Company
Page 2

S20AT

Bulletin Duration:

This Service Bulletin ends one (1) year from date of issue.

Repair Facility:

Owners are advised to contact their dealer for completion of this repair.

Questions:

Questions regarding this bulletin should be directed to your Blue Bird Field Service Engineer.

Regards,

Lisa Hancock

Engineering Services

Blue Bird Corporation

3920 Arkwright Road, Suite 200, Macon, Georgia 31210

Phone 478.822.2242

lisa.hancock@blue-bird.com



BLUE BIRD

S20AT

November 11, 2020

To: Blue Bird Owner

Subject: S20AT, Dual Fuse Block Assembly Inspection

Models Affected: Model Year: 2021 (School Bus)
Model: Vision School Bus (Model Year 2021)

Bulletin Duration: One (1) Year from Date of Issue

Overview:

Certain buses built with SmartTrac Hydraulic Anti-lock Brakes (ABS) may have dual fuse block 10041668 assembled incorrectly, causing the ABS fault lamp to illuminate. The Dealer is to inspect and verify the correct assembly of dual fuse block 10041668, per the enclosed instructions and correct as required.

Affected Units:

This service bulletin includes:

- Certain model year 2021 Blue Bird Vision School Buses
 - manufactured from December 12, 2019 through March 7, 2020

The buses in your fleet that are affected by this Service Bulletin S20AT, are identified by Blue Bird Body Serial Number(s) on the enclosed cover sheet. Service Bulletin S20AT will be mailed to all owners on record. Be sure to review your list and advise of any incorrect owner names and/or addresses.

Repair Parts:

No additional parts/items are required to perform Service Bulletin S20AT.

Time Allowance:

Time allowed to inspect and install the lock washer under the nut as designed is 0.1 hours (6 minutes).

Completion Notification:

If you perform this service bulletin yourself or have an outside repair facility perform this bulletin, please notify your Blue Bird Dealer, when the repair is completed. Send the body number, repair date, and odometer reading to your Blue Bird Dealer. If you request reimbursement for labor, also send a copy of the work order/invoice to your Blue Bird Dealer.

If the modification directed by this notification **was performed** on your unit prior to the receipt of this notification, you may be eligible to receive reimbursement for the cost of obtaining a pre-notification remedy of the subject matter of the campaign. Please provide a copy of all receipts to campaignparts@blue-bird.com



BLUE BIRD

Blue Bird Body Company
Page 2

S20AT

Bulletin Duration:

This Service Bulletin ends one (1) year from date of issue.

Repair Facility:

We encourage you to contact your Blue Bird Dealer to arrange to have this Service Bulletin performed. However, you may elect and have the option to perform this Service Bulletin yourself or have a qualified repair facility convenient to you perform this work. A qualified technician must perform work required under this bulletin and corrected according to the enclosed instructions.

Questions:

Questions regarding this bulletin should be directed to your local Blue Bird Dealer.



Service Bulletin

S20AT - Dual Fuse Block 10041668 Assembled Incorrectly

Models Affected: Certain 2021 Vision Buses Equipped With SMARTTRAC™ Hydraulic Brake Feature 40076-04 (BBCV)

Issue: Certain Buses built with Feature 40076-04 may have dual fuse block 10041668 assembled incorrectly, causing the ABS fault lamp to illuminate.

Corrective Action: Inspect and verify the correct assembly of dual fuse block 10041668 per instruction provided below, correct as required.

WARNING: Always follow all Federal, State, and Local Shop safety standards and use proper safety equipment, and thoroughly read and understand all instructions before performing these procedures. **CRITICAL REMINDERS:** It is **REQUIRED** that the ignition is off and battery power is disconnected, when wires to the referenced fuses have to be removed. Disconnect the battery cables or turn the battery disconnect switch off (if equipped).

Note: No additional Parts/Items are required to perform Service Bulletin S20AT.

Instructions:

1. Remove the Power Distribution Unit (PDU) cover. It is a large black cover located below the center of the dash and is the main chassis electrical panel for the Vision. The PDU cover is easily removable without tools, secured by two thumbscrews, one on each side of the cover near the top. See decal on the inside of PDU cover for dual fuse block location (circled on Sample PDU Decal shown below).
2. First inspect and verify that the Lock Washer (Item 2) is positioned under the nut (Item 1), then verify the fuses and power wires to the dual fuse block are properly oriented and secured (See Figure 1 and 2 below). Verify the nuts on fuse block are tight. Verify wires are not loose. *NOTE- Terminal (Item 3) should be on TOP of the fuse. See Figure 1 for proper alignment.
3. If lock washers are properly aligned, but nuts are loose, tighten nuts to 3-5 N-m (26-44 inch-lbs.). If lock washer is not beneath the nut, disconnect battery power (required) and reassemble per Figure 1. Be sure the wires to the fuses are connected, as shown in Figure 2.
4. Once inspection verification is complete, and corrections (if any) have been made, reinstall the PDU cover and restore battery power, if disconnected. Return bus to service.

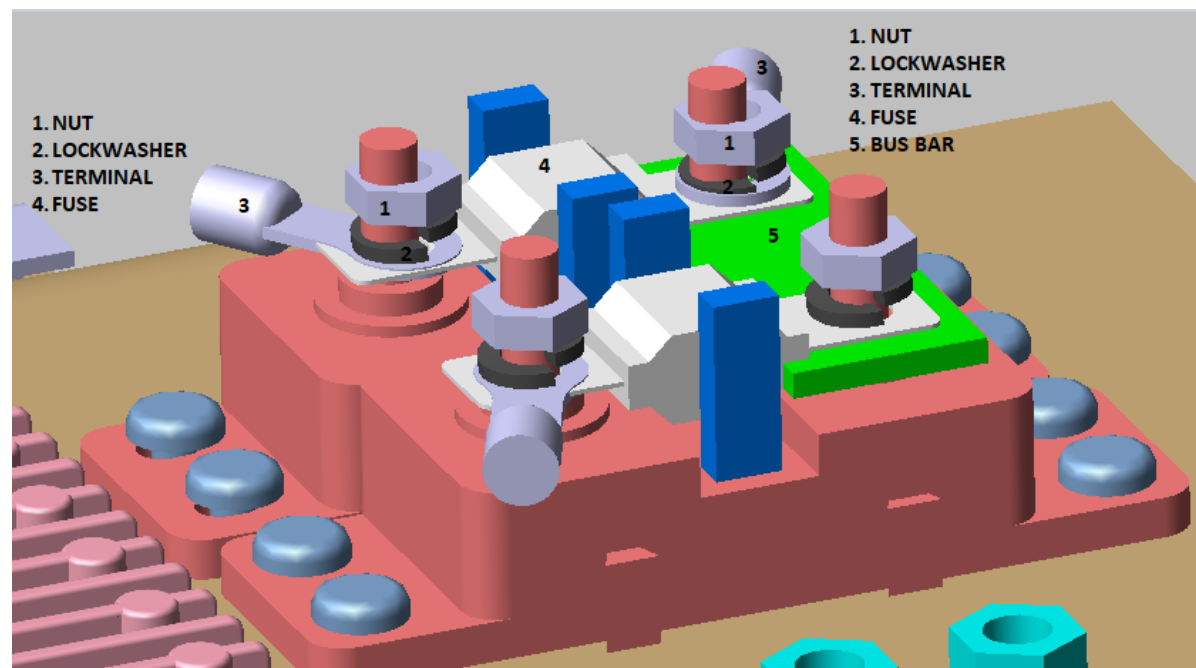


Figure 1

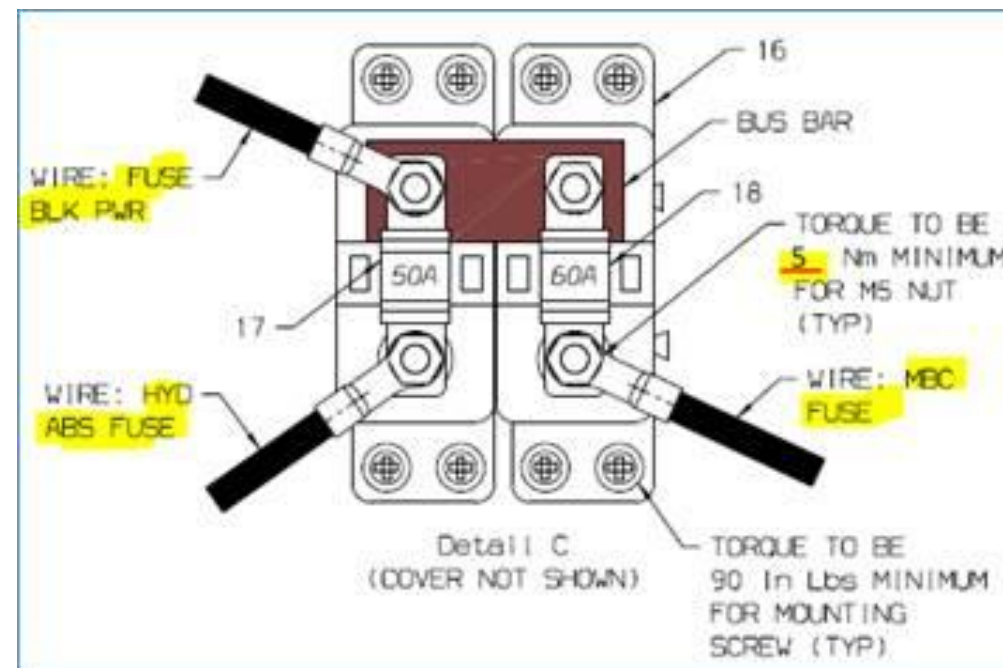
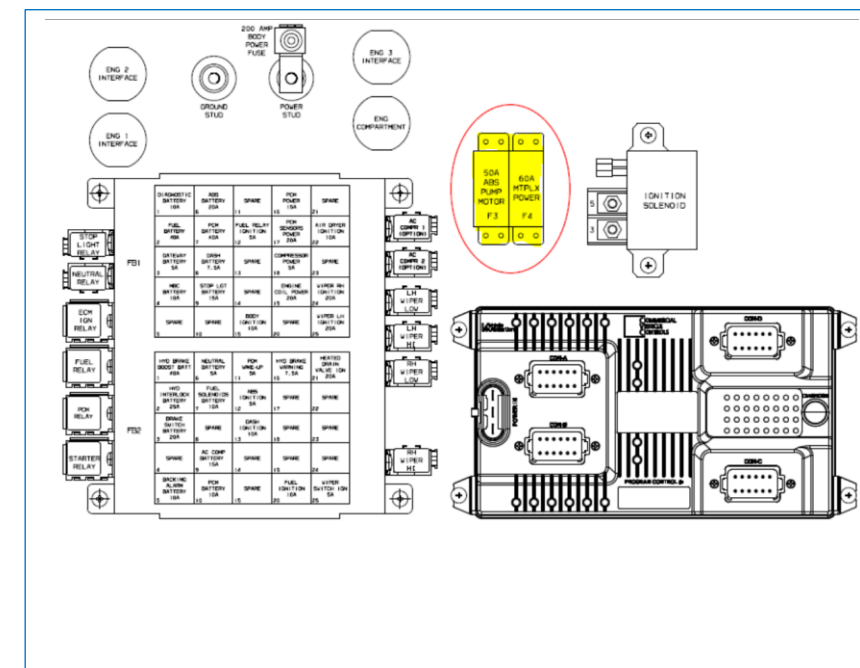


Figure 2



Sample PDU Decal

Manufacturer Communications Application

Manufacturer Name: Blue Bird Body Company

Communication ID: S20AT

Communication Date: 11/09/2020

NHTSA ID: 10182457

Submitted Date: 11/10/2020 14:08:24

Status: Accepted

Concise Summary: Overview: Certain buses built with SmartTrac Hydraulic Anti-lock Brakes (ABS) may have dual fuse block 10041668 assembled incorrectly, causing the ABS fault lamp to illuminate. The Dealer is to inspect and verify the correct assembly of dual fuse block 10041668, per the enclosed instructions and correct as required. Affected Units: Certain model year 2021 Blue Bird Vision School Buses Manufactured from December 12, 2019 through March 7, 2020 The buses in your fleet that are affected by this Service Bulletin S20AT, are identified by Blue Bird Body Serial Number(s) on the enclosed cover sheet. Service Bulletin S20AT will be mailed to all owners on record. Be sure to review your list and advise of any incorrect owner names and/or addresses. Repair Parts: No additional parts/items are required to perform Service Bulletin S20AT. Time Allowance: Time allowed to inspect and install the lock washer under the nut as designed is 0.1 hours (6 minutes). Completion Notification: If you perform this service bulletin yourself or have an outside repair facility perform this bulletin, please notify your Blue Bird Dealer, when the repair is completed. Send the body number, repair date, and odometer reading to your Blue Bird Dealer. If you request reimbursement for labor, also send a copy of the work order/invoice to your Blue Bird Dealer. If the modification directed by this notification was performed on your unit prior to the receipt of this notification, you may be eligible to receive reimbursement for the cost of obtaining a pre-notification remedy of the subject matter of the campaign. Please provide a copy of all receipts to campaignparts@blue-bird.com Bulletin Duration: This Service Bulletin ends one (1) year from date of issue. Repair Facility: We encourage you to contact your Blue Bird Dealer to arrange to have this Service Bulletin performed.

Selected Products:

Make/Brand Name	Model/Tire line	Model Year/Tire Size
BLUE BIRD	BBCV	2021

Selected Components: Electrical

Document: S20AT All Docs 11-9-20.pdf

Personally Identifiable Information (PII): N

Comments: All Dealer and Owner Letters were mailed November 10, 2020.