

Title: Baseline 1030 Update**Applicability:** MY20 Revero GT**Market Region:** All**PRIORITY:** Vehicles on list (page 2)**PURPOSE:**

In order to bring the Revero GT into the best performance Karma Automotive has released a Baseline update for the MY2020 Revero GT, BL1030.

This is a complete firmware over-the-air update (FOTA) Karma Sync intervention is not required.

All Vehicles must be brought to Baseline 1020 prior to updating to BL1030

This bulletin will outline the process of what to expect and what to perform.

Baseline 1030 or "BL1030", offers general diagnostic enhancements for the vehicle, improved user features in the vehicle and the owner's app, and support for production build for both Revero GT and GTS.

There is a known AC charging behavior. When plugged into for charging, before the vehicle is asleep and high voltage contactors open, charging may not start (messages will be shown on DIS).

If this is encountered, remove charger, then connect the charger again.

AC charging will start after this sequence.

Procedure Overview:

1. Create a TSS case for the VIN presented for this operation, requesting the over-the-air prompt be enabled.
2. This is a complete firmware over-the-air update (FOTA) Karma Sync intervention is not required. If Karma Sync is believe to be required, contact TSS for guidance regarding the concern.
3. Once the vehicle has been power cycled the prompt will appear and accept this to begin the download and subsequent update.

Karma Automotive Bulletins and service documents are intended for use by experienced and trained Technicians. If you lack the skills, tools, equipment and a suitable workshop for any procedure described in this document, we suggest you leave such repairs to a Karma retailer and service provider. See your service provider for advice on whether your vehicle may benefit from the information contained within this document. The information contained in the Karma Bulletin is accurate at the date of publication. However, Karma Automotive regularly updates technical information. Please check with your Karma Automotive Retailer and Karma Automotive service provider that the bulletin you intend to use contains the latest available information.

Only the affected vehicles below will require update to BL1020 before applying this bulletin. Please see CC-20-00-02 BL1020 bulletin on the dealer portal.

50GK43SB3LA000010
50GK43SB9LA000030
50GK43SB0LA000031
50GK43SBXLA000036
50GK43SB1LA000037
50GK43SB3LA000038
50GK43SB3LA000041
50GK43SB2LA000046
50GK43SB8LA000052
50GK43SBXLA000053
50GK43SB5LA000056
50GK43SB7LA000088
50GK43SB9LA000089
50GK43SB5LA000090
50GK43SB8LA000102
50GK43SBXLA000103
50GK43SB9LA000108
50GK43SB3LA000119
50GK43SB5LA000168
50GK43SB7LA000172
50GK43SB6LA000177

Title: Baseline 1030 Update

Applicability: MY20 Revero GT

Market Region: All

Open a TSS case as normal follow provided instructions.

Verify current installed version of software in the TPI.

Settings >Vehicle > About

If it reads 20.29.29.2 or 20.29.29.3, or 20.29.29.4 do not proceed, this vehicle is updated to BL1030 Verify with TSS how to go forward

The chart below should guide you to view the Baseline level of the vehicle.

Settings >Vehicle > About	Displayed Version
BL 1030	20.29.29.2

STEP 1

Check for any open bulletins which require completion

STEP 2

Read this BL1030 bulletin

STEP 3

Create TSS case,
Now Over-the-air Update can be sent to vehicle

STEP 4

Follow Instructions
provided by TSS

⚠ **NOTICE!** ⚠

STEPS MUST BE PERFORMED IN THIS ORDER TO AVOID SOFTWARE INSTALLATION ISSUES

Karma Automotive Bulletins and service documents are intended for use by experienced and trained Technicians. If you lack the skills, tools, equipment and a suitable workshop for any procedure described in this document, we suggest you leave such repairs to a Karma retailer and service provider. See your service provider for advice on whether your vehicle may benefit from the information contained within this document. The information contained in the Karma Bulletin is accurate at the date of publication. However, Karma Automotive regularly updates technical information. Please check with your Karma Automotive Retailer and Karma Automotive service provider that the bulletin you intend to use contains the latest available information.

Title: Baseline 1030 Update

Applicability: MY20 Revero GT

Market Region: All

REQUIREMENT: There is a component of this Baseline release which will be performed Over-the-Air. This will require creating a technical services support (TSS) case as soon as the vehicle arrives at the dealer. Please schedule this baseline install and begin the action early in the workday to allow sufficient time to contact and activate this over the air update through the TSS group.

⚠ NOTICE! ⚠

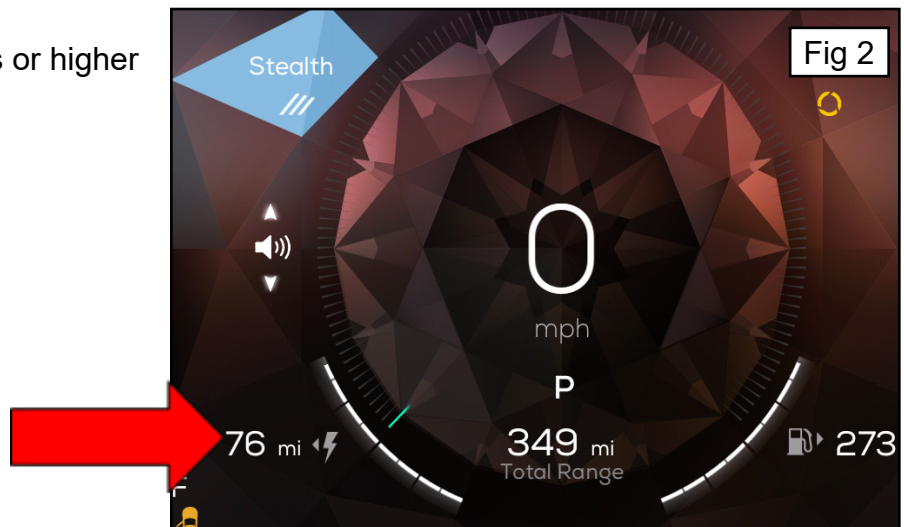
*The vehicle should have the High Voltage battery charged. The **State of Charge is 42% or more** (verified in Karma Sync), when placed in Ready Mode, the vehicle generator may turn on at any time during the flash process. **It is mandatory the displayed range is twenty-five (25) miles of EV range or greater before beginning the flash procedure.***

Keep the hood closed when doing a Baseline update for all Revero GT (Fig 1).

Do not have a charger on the vehicle, unless prompted during the update.



Ensure the electric range is at 25 miles or higher in the displayed range gauge (Fig 2).



Karma Automotive Bulletins and service documents are intended for use by experienced and trained Technicians. If you lack the skills, tools, equipment and a suitable workshop for any procedure described in this document, we suggest you leave such repairs to a Karma retailer and service provider. See your service provider for advice on whether your vehicle may benefit from the information contained within this document. The information contained in the Karma Bulletin is accurate at the date of publication. However, Karma Automotive regularly updates technical information. Please check with your Karma Automotive Retailer and Karma Automotive service provider that the bulletin you intend to use contains the latest available information.

Only the affected vehicles below are subject to this (Baseline 1030) update

50GK43SB4LA000002	50GK43SB7LA000060	50GK43SB0LA000112
50GK43SB6LA000017	50GK43SB9LA000061	50GK43SB2LA000113
50GK43SB8LA000021	50GK43SB0LA000062	50GK43SB4LA000114
50GK43SB1LA000023	50GK43SB2LA000063	50GK43SB6LA000115
50GK43SB3LA000024	50GK43SB4LA000064	50GK43SB8LA000116
50GK43SB5LA000025	50GK43SB6LA000065	50GK43SBXLA000120
50GK43SB7LA000026	50GK43SB8LA000066	50GK43SB1LA000121
50GK43SB9LA000027	50GK43SBXLA000067	50GK43SB3LA000122
50GK43SB0LA000028	50GK43SB1LA000068	50GK43SB7LA000124
50GK43SB2LA000029	50GK43SB3LA000069	50GK43SB9LA000125
50GK43SB2LA000032	50GK43SBXLA000070	50GK43SB0LA000126
50GK43SB4LA000033	50GK43SB1LA000071	50GK43SB2LA000127
50GK43SB6LA000034	50GK43SB3LA000072	50GK43SB6LA000129
50GK43SB8LA000035	50GK43SB5LA000073	50GK43SB2LA000130
50GK43SB5LA000039	50GK43SB7LA000074	50GK43SB4LA000131
50GK43SB1LA000040	50GK43SB9LA000075	50GK43SB6LA000132
50GK43SB7LA000043	50GK43SB0LA000076	50GK43SB8LA000133
50GK43SB0LA000045	50GK43SB2LA000077	50GK43SBXLA000134
50GK43SB4LA000047	50GK43SB4LA000078	50GK43SB3LA000136
50GK43SB6LA000048	50GK43SB6LA000079	50GK43SB5LA000137
50GK43SB8LA000049	50GK43SB2LA000080	50GK43SB7LA000138
50GK43SB4LA000050	50GK43SBXLA000084	50GK43SB9LA000139
50GK43SB6LA000051	50GK43SB1LA000085	50GK43SB5LA000140
50GK43SB1LA000054	50GK43SB3LA000086	50GK43SB9LA000142
50GK43SB7LA000057	50GK43SB7LA000091	50GK43SB0LA000143
50GK43SB9LA000058	50GK43SB9LA000092	50GK43SB8LA000147
50GK43SB0LA000059	50GK43SB0LA000093	50GK43SBXLA000148
50GK43SB6LA000048	50GK43SB2LA000094	50GK43SB1LA000149
50GK43SB8LA000049	50GK43SB8LA000097	50GK43SBXLA000151
50GK43SB4LA000050	50GK43SB1LA000099	50GK43SB3LA000153
50GK43SB6LA000051	50GK43SB4LA000100	50GK43SB7LA000155
50GK43SB8LA000052	50GK43SB6LA000101	50GK43SB0LA000157
50GK43SBXLA000053	50GK43SB1LA000104	50GK43SB2LA000161
50GK43SB1LA000054	50GK43SB3LA000105	50GK43SB4LA000162
50GK43SB5LA000056	50GK43SB5LA000106	50GK43SB6LA000163
50GK43SB7LA000057	50GK43SB7LA000107	50GK43SB8LA000164
50GK43SB9LA000058	50GK43SB0LA000109	50GK43SBXLA000165
50GK43SB0LA000059	50GK43SB9LA000111	50GK43SB7LA000169

Title: Baseline 1030 Update

Applicability: MY20 Revero GT

Market Region: All

Accept the prompt to perform the OTA, install, do not allow the vehicle to “sleep”. Leave a door open, this is a easy way to prevent this (Fig. 3).

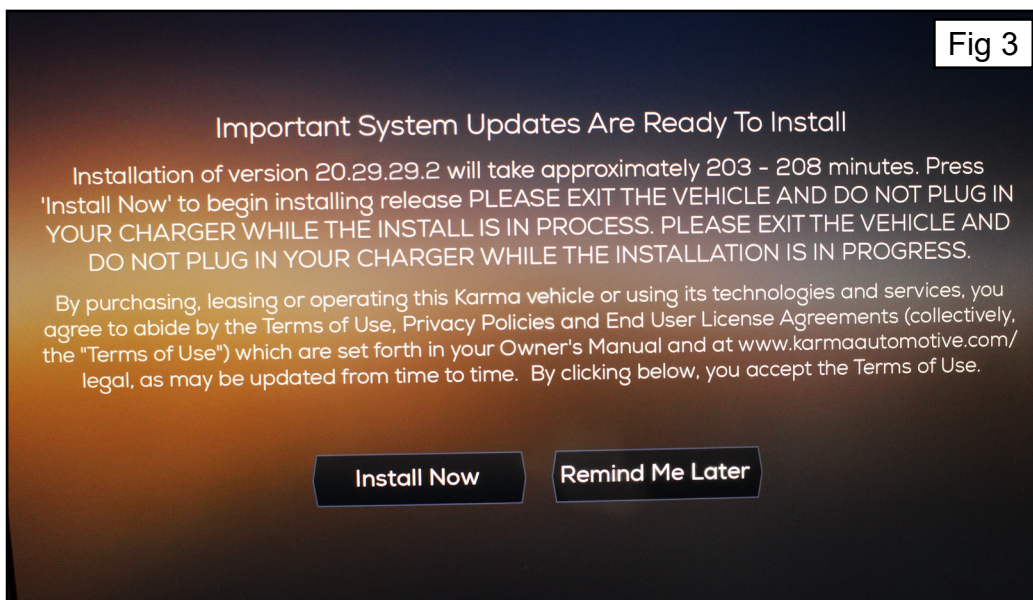


Fig 3

The Touch Panel screen will display the step it is involved in from downloading to install. the vehicle will reboot when complete (Fig 4).

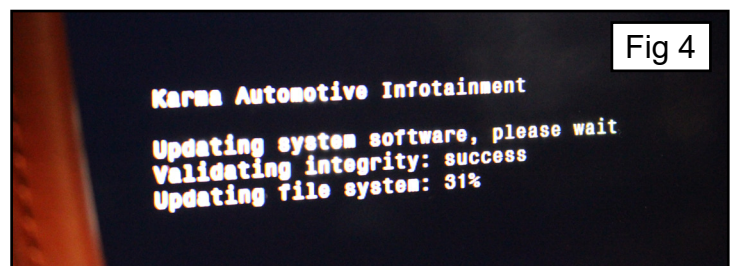


Fig 4

The amp will not be updated, observing a “fail” remark is normal (Fig 5).

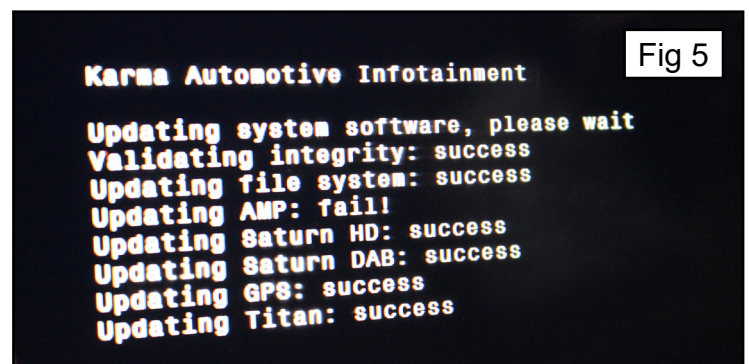


Fig 5

Karma Automotive Bulletins and service documents are intended for use by experienced and trained Technicians. If you lack the skills, tools, equipment and a suitable workshop for any procedure described in this document, we suggest you leave such repairs to a Karma retailer and service provider. See your service provider for advice on whether your vehicle may benefit from the information contained within this document. The information contained in the Karma Bulletin is accurate at the date of publication. However, Karma Automotive regularly updates technical information. Please check with your Karma Automotive Retailer and Karma Automotive service provider that the bulletin you intend to use contains the latest available information.

Title: Baseline 1030 Update

Applicability: MY20 Revero GT

Market Region: All

The TPI and Vehicle will reboot when complete, you should see the welcome screen (Fig 6).



Fig 6

The Karma Sync should be updated to the latest deliverable, this message will be displayed when the initial session is launched (Fig 7), no action on Karma Sync is required other than clearing any Trouble codes present if necessary.

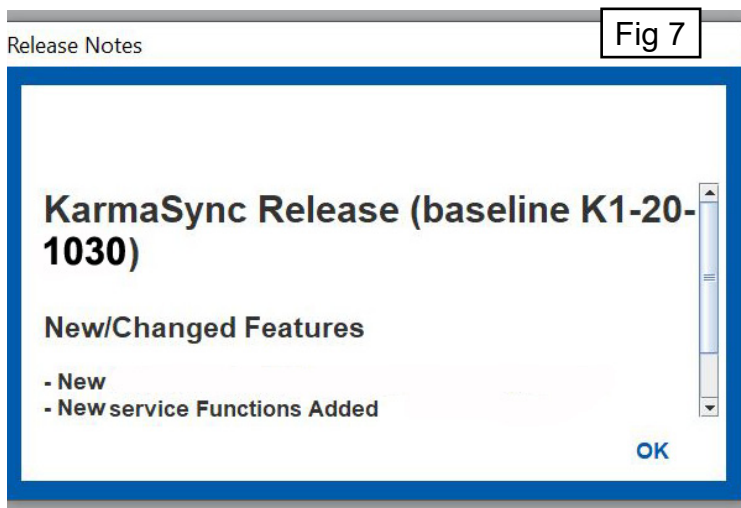


Fig 7

Karma Automotive Bulletins and service documents are intended for use by experienced and trained Technicians. If you lack the skills, tools, equipment and a suitable workshop for any procedure described in this document, we suggest you leave such repairs to a Karma retailer and service provider. See your service provider for advice on whether your vehicle may benefit from the information contained within this document. The information contained in the Karma Bulletin is accurate at the date of publication. However, Karma Automotive regularly updates technical information. Please check with your Karma Automotive Retailer and Karma Automotive service provider that the bulletin you intend to use contains the latest available information.



Title: Baseline 1030 Update

Applicability: MY20 Revero GT

Market Region: All

PARTS REQUIRED:

PART NUMBER	DESCRIPTION	QUANTITY
	N/A	

SHOP SUPPLIES if Required:

PART NUMBER	DESCRIPTION	QUANTITY
	N/A	

SPECIAL TOOLS:

DESCRIPTION
N/A

CAUSAL PART:

PART NUMBER	DESCRIPTION
C131181101106	Central Infotainment Unit

LABOR CODES:

CODE	DESCRIPTION	TIME	DEFECT CODE
00-99-24-37	BL1030 Update	1.0	99-20-20-68

WARRANTY DISPOSITION: This repair is covered under the New Vehicle Limited Warranty, in effect for four (4) years from the in-service date with no mileage limitation.

Karma Automotive Bulletins and service documents are intended for use by experienced and trained Technicians. If you lack the skills, tools, equipment and a suitable workshop for any procedure described in this document, we suggest you leave such repairs to a Karma retailer and service provider. See your service provider for advice on whether your vehicle may benefit from the information contained within this document. The information contained in the Karma Bulletin is accurate at the date of publication. However, Karma Automotive regularly updates technical information. Please check with your Karma Automotive Retailer and Karma Automotive service provider that the bulletin you intend to use contains the latest available information.