

**WLH2 - Checking Threaded Joint on Engine Support and Reworking it if Necessary
(Workshop Campaign)**

Model Line: **911 (992)**

Model Year: **2020**

Subject: **Engine support**

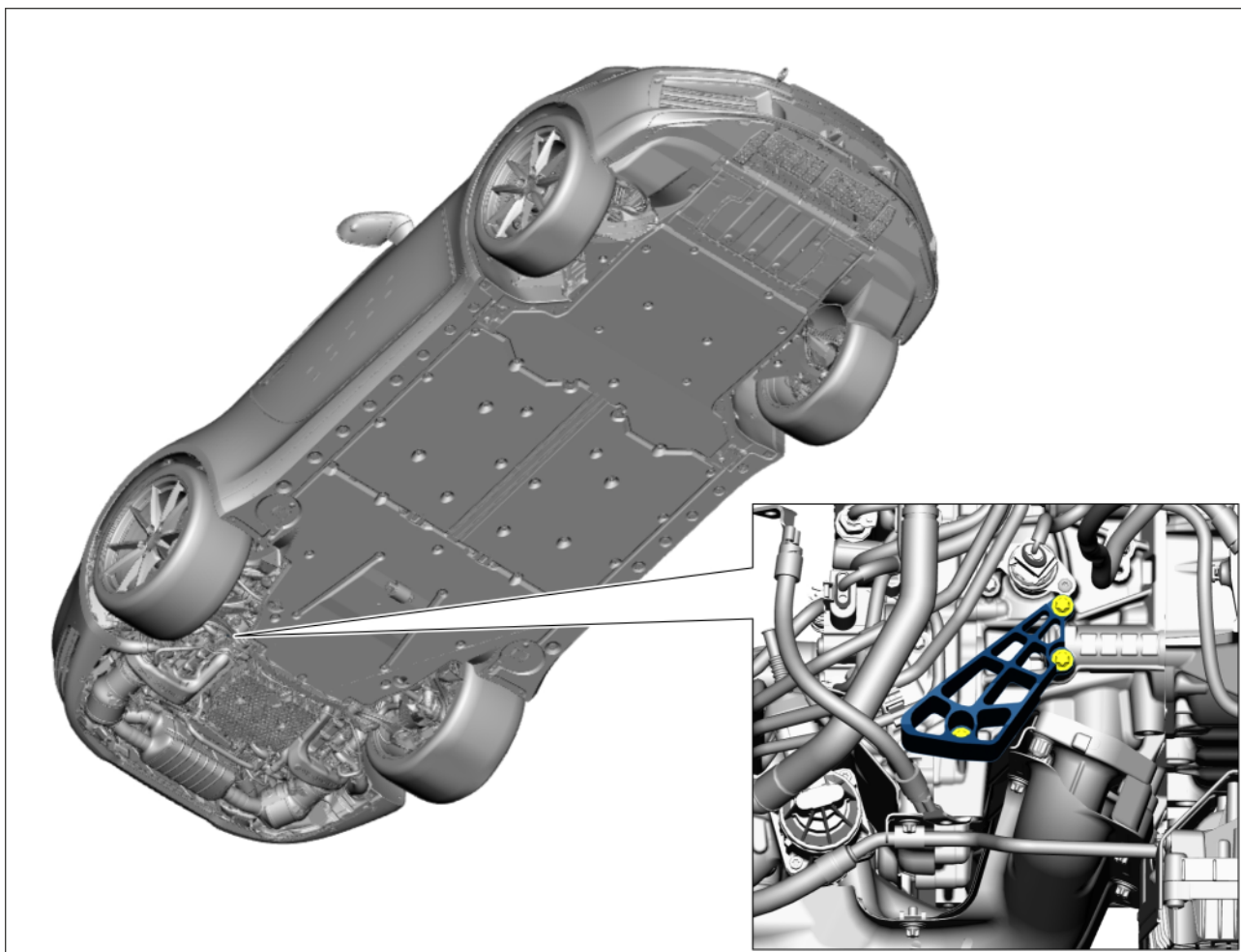
Information: **There is a possibility that the screws on the engine support were not tightened to the prescribed tightening torque on the affected vehicles.**

If this is the case, noises can come from the engine compartment while driving.

Remedial Action: Check threaded joint on engine support and rework it if necessary.

Affected Vehicles: Only vehicles assigned to the campaign (see also PCSS Vehicle Information). There are 5 vehicles affected by this campaign.

Installation
Position:



Installation position of engine support

Parts required

Parts Info: **No parts are required** for **checking** the threaded joint on the engine support.

Parts required for **reworking the threaded joint on the engine support**:



Information

To tighten the screws on the engine support to the required tightening torque, the rear axle carrier must be removed in order to access the screws.

Part No.	Designation – Use	Qty.
PAF008127	⇒ Screws for engine support	3 ea.
WHT008735	⇒ Hexagon-head bolt for rear axle, M12 x 1.5 x 95 – Rear-axle cross member	2 ea.
PAF008673	⇒ Hexagon-head bolt, M12 x 1.5 x 110 – Rear-axle cross member	2 ea.
WHT008736	⇒ Eccentric screw, M12 x 1.5 x 97 – Rear-axle wishbone	2 ea.
WHT007492	⇒ Eccentric washer, 38 x 5 – Rear-axle wishbone	2 ea.
N 90966402	⇒ Hexagon collar nut, self-locking, M12 x 1.5 – Rear-axle wishbone	4 ea.
PAF909664	⇒ Hexagon collar nut, self-locking, M12 x 1.5 – Pivot bearing	4 ea.
PAF008674	⇒ Hexagon flange bolt, M12 x 1.5 x 105 – Rear-axle wishbone	2 ea.
WHT008676	⇒ Hexagon-head bolt for front/rear strut, M12 x 1.5 x 45 – Strut to body and rear axle carrier	4 ea.
WHT007957	⇒ Hexagon self-clinching nut, M10 Standard suspension (I-no. 1P0) – Anti-roll bar/connecting link	2 ea.
or		
9A700781900	⇒ Hexagon nut, M12 Suspension with PDCC (I-no. 1P7) – Anti-roll bar/connecting link	2 ea.

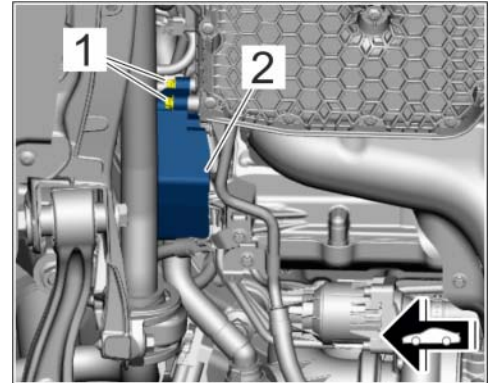
Required tools

- Tools:
- Torque wrench, 6-50 Nm (4.5-37 ftlb.), e.g. **VAG 1331A Torque wrench, 6-50 Nm (4.5-37 ftlb.)**
 - Torque wrench, 20-100 Nm (15-74 ftlb.), e.g. **VAS 5820 Torque wrench, 20-100 Nm (15-74 ftlb.)**
 - Torque wrench, 40-200 Nm (30-148 ftlb.), e.g. **VAG 1332 Torque wrench, 40-200 Nm (30-148 ftlb.)**
 - Transmission and engine jack, e.g. **VAS 6931 Engine and gearbox jack**

Check threaded joint on engine support and rework if necessary

Work Procedure: 1 Raise the vehicle on a lifting platform ⇒ *Workshop Manual '4X00IN Lifting the vehicle'*.

- 2 Check whether the engine support ⇒ *Checking threaded joint on engine support -2-* is screwed securely. To do this, shake the engine support and check that the two visible screws are installed securely ⇒ *Checking threaded joint on engine support -1-*.



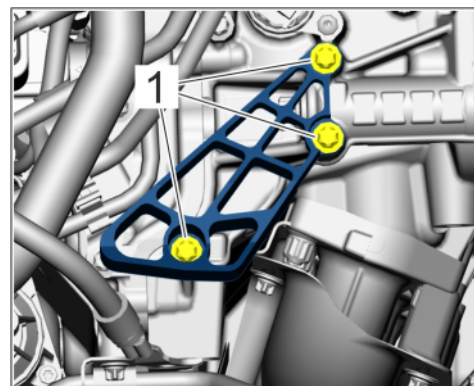
Checking threaded joint on engine support

Assessment		Action required
(✓)	Engine support is screwed securely. <ul style="list-style-type: none"> • Engine support cannot be moved. • Screws look OK. 	End of action required. ⇒ Continue with Step 7 [Invoicing: Scope 1]
(✗)	Engine support is not screwed securely. <ul style="list-style-type: none"> • Engine support can be moved. or <ul style="list-style-type: none"> • Screws do not look OK. 	Engine support must be screwed using new screws. ⇒ Continue with Step 3 [Invoicing: Scope 2 or Scope 3]

**Information**

To tighten the screws on the engine support to the required tightening torque, the rear axle carrier must be removed in order to access the screws.

- 3 Remove rear axle carrier ⇒ *Workshop Manual '420619 Removing and installing rear axle carrier'*.
- 4 Replace screws on the engine support with new screws and tighten them.
Tightening torque 13 Nm (9.5ftlb.)



Threaded joint on engine support

- 5 Install rear axle carrier ⇒ *Workshop Manual '420619 Removing and installing rear axle carrier'*.
- 6 Perform suspension alignment ⇒ *Workshop Manual '449503 Performing front and rear suspension alignment'*.
- 7 Enter the campaign in the Warranty and Maintenance booklet.

Warranty processing

Scope 1: **Checking threaded joint on engine support**

Scope 1 must be invoiced if the **engine support is screwed securely**.

- All 911 (992) models

Working time:

Checking threaded joint on engine support

Labor time: **14 TU**

Includes: Raising the vehicle on a lifting platform

⇒ **Damage Code WLH2 066 000 1**

Scope 2: **Checking and reworking threaded joint on engine support**

Scope 2 must be invoiced if **the engine support is not screwed securely and must be reworked**.

- 911 Coupé (992)

Working time:

Checking and reworking threaded joint on engine support Labor time: **365 TU**

Includes:

- Raising the vehicle on a lifting platform
- Removing and installing wheels on the rear axle
- Removing and installing lower trailing arm
- Removing and installing strut
- Removing and installing rear cover
- Removing and installing rear axle carrier
- Performing suspension alignment

Parts required:

PAF008127	Screws for engine support	3 ea.
WHT008735	Hexagon-head bolt for rear axle, M12 x 1.5 x 95	2 ea.
PAF008673	Hexagon-head bolt, M12 x 1.5 x 110	2 ea.
WHT008736	Eccentric screw, M12 x 1.5 x 97	2 ea.
WHT007492	Eccentric washer, 38 x 5	2 ea.
N 90966402	Hexagon collar nut, self-locking, M12 x 1.5	4 ea.
PAF909664	Hexagon collar nut, self-locking, M12 x 1.5	4 ea.
PAF008674	Hexagon flange bolt, M12 x 1.5 x 105	2 ea.
WHT008676	Hexagon-head bolt for front/rear strut, M12 x 1.5 x 45	4 ea.
WHT007957	Hexagon self-clinching nut, M10 - Standard suspension (I-no. 1P0)	2 ea.
or		
9A700781900	Hexagon nut, M12 - Suspension with PDCC (I-no. 1P7)	2 ea.

⇒ **Damage Code WLH2 066 000 2**

Scope 3: **Checking and reworking threaded joint on engine support**

Scope 3 must be invoiced if **the engine support is not screwed securely and must be reworked.**

- 911 Cabriolet/Targa (992)

Working time:

Checking and reworking threaded joint on engine support Labor time: **434 TU**

- Includes:
- Raising the vehicle on a lifting platform
 - Removing and installing wheels on the rear axle
 - Removing and installing lower trailing arm
 - Removing and installing strut
 - Removing and installing rear cover
 - Removing and installing rear axle carrier
 - Performing suspension alignment

Parts required:

PAF008127	Screws for engine support	3 ea.
WHT008735	Hexagon-head bolt for rear axle, M12 x 1.5 x 95	2 ea.
PAF008673	Hexagon-head bolt, M12 x 1.5 x 110	2 ea.
WHT008736	Eccentric screw, M12 x 1.5 x 97	2 ea.
WHT007492	Eccentric washer, 38 x 5	2 ea.
N 90966402	Hexagon collar nut, self-locking, M12 x 1.5	4 ea.
PAF909664	Hexagon collar nut, self-locking, M12 x 1.5	4 ea.
PAF008674	Hexagon flange bolt, M12 x 1.5 x 105	2 ea.
WHT008676	Hexagon-head bolt for front/rear strut, M12 x 1.5 x 45	4 ea.
WHT007957	Hexagon self-clinching nut, M10 - Standard suspension (I-no. 1P0)	2 ea.
or		
9A700781900	Hexagon nut, M12 - Suspension with PDCC (I-no. 1P7)	2 ea.

⇒ **Damage Code WLH2 066 000 2**

Important Notice: Technical Bulletins issued by Porsche Cars North America, Inc. are intended only for use by professional automotive technicians who have attended Porsche service training courses. They are written to inform those technicians of conditions that may occur on some Porsche vehicles, or to provide information that could assist in the proper servicing of a vehicle. Porsche special tools may be necessary in order to perform certain operations identified in these bulletins. Use of tools and procedures other than those Porsche recommends in these bulletins may be detrimental to the safe operation of your vehicle, and may endanger the people working on it. Properly trained Porsche technicians have the equipment, tools, safety instructions, and know-how to do the job properly and safely. Part numbers listed in these bulletins are for reference only. The work procedures updated electronically in the Porsche PIWIS diagnostic and testing device take precedence and, in the event of a discrepancy, the work procedures in the PIWIS Tester are the ones that must be followed.

© 2020 Porsche Cars North America, Inc.