



LEISURE
TRAVEL VANS



October 27, 2020

Campaign Update CA#9694

Triple E Recreational Vehicles
A Division of Triple E Canada Ltd.

P: 204 325 4361
F: 204 325 5241

301 Roblin Blvd.
P.O. Box 1230
Winkler, Manitoba CA
R6W 4C4

U.S. Mailing:
P.O. Box 68
Walhalla, ND 58282

LEISUREVANS.COM
TRIPLEERV.COM

«Dealer»

«ProductLine», VIN #«Vin»
Coach Serial #«UNIT_CoachID»

Subject: The Towing & Hitch Information
Affects certain 2019 & 2020 Wonder W24RTB Motorhomes

The towing & hitch information was not provided in the owner manual.

Correction:

Place the correct decal in the position indicated in the SOP2885 included.
Please claim the labour to perform the campaign update on a warranty claim.

Labour to perform this Campaign Update: 0.2 hrs

Thank you for your anticipated support in correcting this omission.

Sincerely,

Brad Wall
Customer Service / Warranty Manager

BW/wcw

Enclosures – decal & SOP2885



LEISURE
TRAVEL VANS



October 27, 2020

Campaign Update CA#9694

Triple E Recreational Vehicles
A Division of Triple E Canada Ltd.

P: 204 325 4361
F: 204 325 5241

301 Roblin Blvd.
P.O. Box 1230
Winkler, Manitoba CA
R6W 4C4

U.S. Mailing:
P.O. Box 68
Walhalla, ND 58282

LEISUREVANS.COM
TRIPLEERV.COM

«Owner_Name»
«Address1»
«Address2»
«Address3», «Prov» «Postal_Code»

«Unit», VIN #«VIN»
Coach Serial #«UNIT_CoachID»

Subject: The Towing & Hitch Information
Affects certain 2019 & 2020 Wonder W24RTB Motorhomes

The towing & hitch information was not provided in the owner manual.

Correction:

Place the correct label in the position indicated in the SOP2885 included. The labels are enclosed. When completed contact Leisure Travel Vans at recalls@tripleerv.com.

Thank you for your anticipated support in correcting this omission. We sincerely apologize for creating this inconvenience.

Sincerely,

Brad Wall
Customer Service / Warranty Manager

BW/wcw

Enclosures – decal & SOP2885




TRIPLE
RECREATIONAL VEHICLES

SOP02885 Technical Service Bulletin: QAAR 9694 W24RTB Tow/Hitch Information


Department: 31
People Required: 1
Time to Complete: 1 min
Date Created: June 22, 2020
Date Revised:
Created by Initial: GK806 Verified: NM1920
Rev #:
Page 1 of 1




1 Locate the Owner's Information canvas bag included with each motorhome.




2 Locate the Wonder LTV owner's manual in the binder front sleeve.
* 2019-2021MY manuals pictured.




3 Flip to page 26 of the manual and locate the "Towing" section.



4 Locate the incomplete passage under "TOWING"



5 Peel the decal from the wax paper and starting at the bottom, adhere decal to the book lining up the line:
"....system and is properly connected to your motorhome."



6 With your fingers smooth the decal from bottom to top to avoid wrinkles.