



# Service Bulletin

Bulletin No.: 20-NA-184

Date: September, 2020

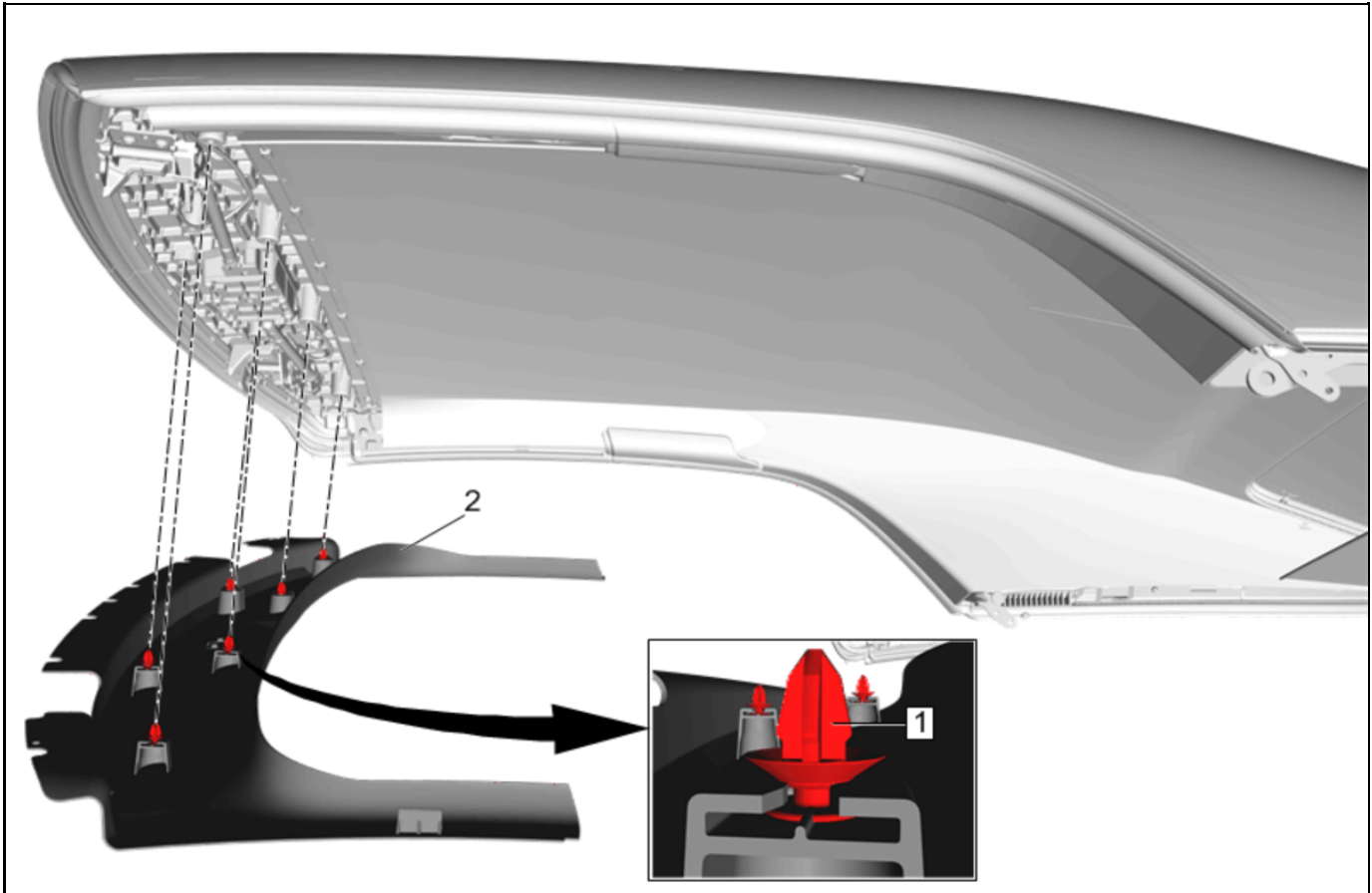
## TECHNICAL

**Subject:** Rattle Noise Heard Above Driver or Passenger Seat Area

Brand:	Model:	Model Year:		VIN:		Engine:	Transmission:
		from	to	from	to		
Chevrolet	Camaro Convertible	2016	2020	—	—	All	All

<b>Involved Region or Country</b>	North America, Middle East, Argentina, Brazil, Chile, Colombia, Paraguay, Uruguay, Japan and China
<b>Condition</b>	Some customers may comment on hearing a rattle noise coming from above either the driver, or passenger, seat area.
<b>Cause</b>	The cause of the condition may be an interference in the header of the convertible top.
<b>Correction</b>	After verifying the Condition, add 2 pieces of foam tape to opposite side locations on the front header panel of the convertible top, following the steps in the Service Procedure below.

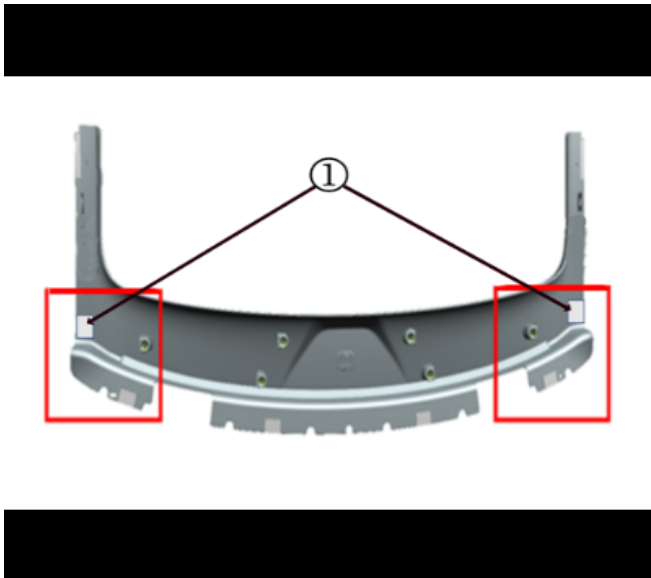
## Service Procedure



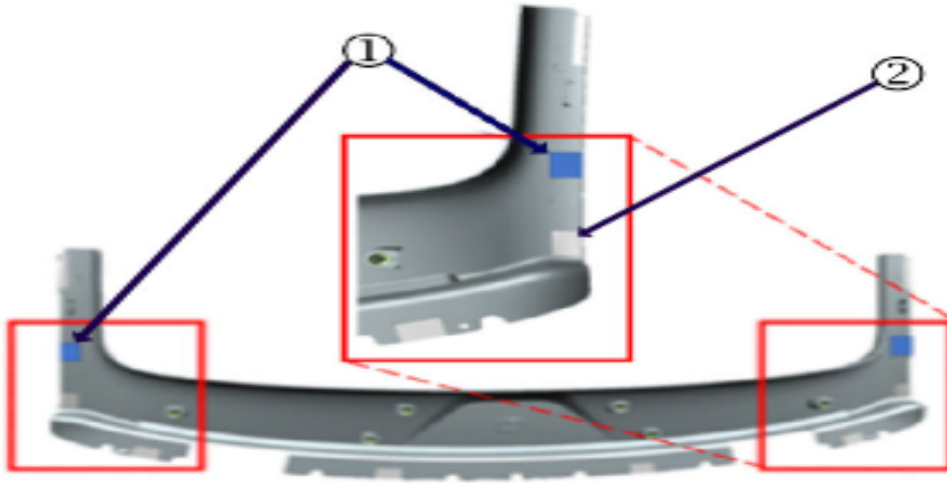
4316479

1. Remove the folding top number 1 bow garnish molding (2). Refer to *Folding Top Number 1 Bow Garnish Molding Replacement* in SI.

2. Note the 2 locations (1) of foam currently installed at the front corners of the header panel.
3. Cut 2 pieces of \*Kent Automotive Adhesive Back Shim Stock P46475, or equivalent, approximately the same size as the current foam.

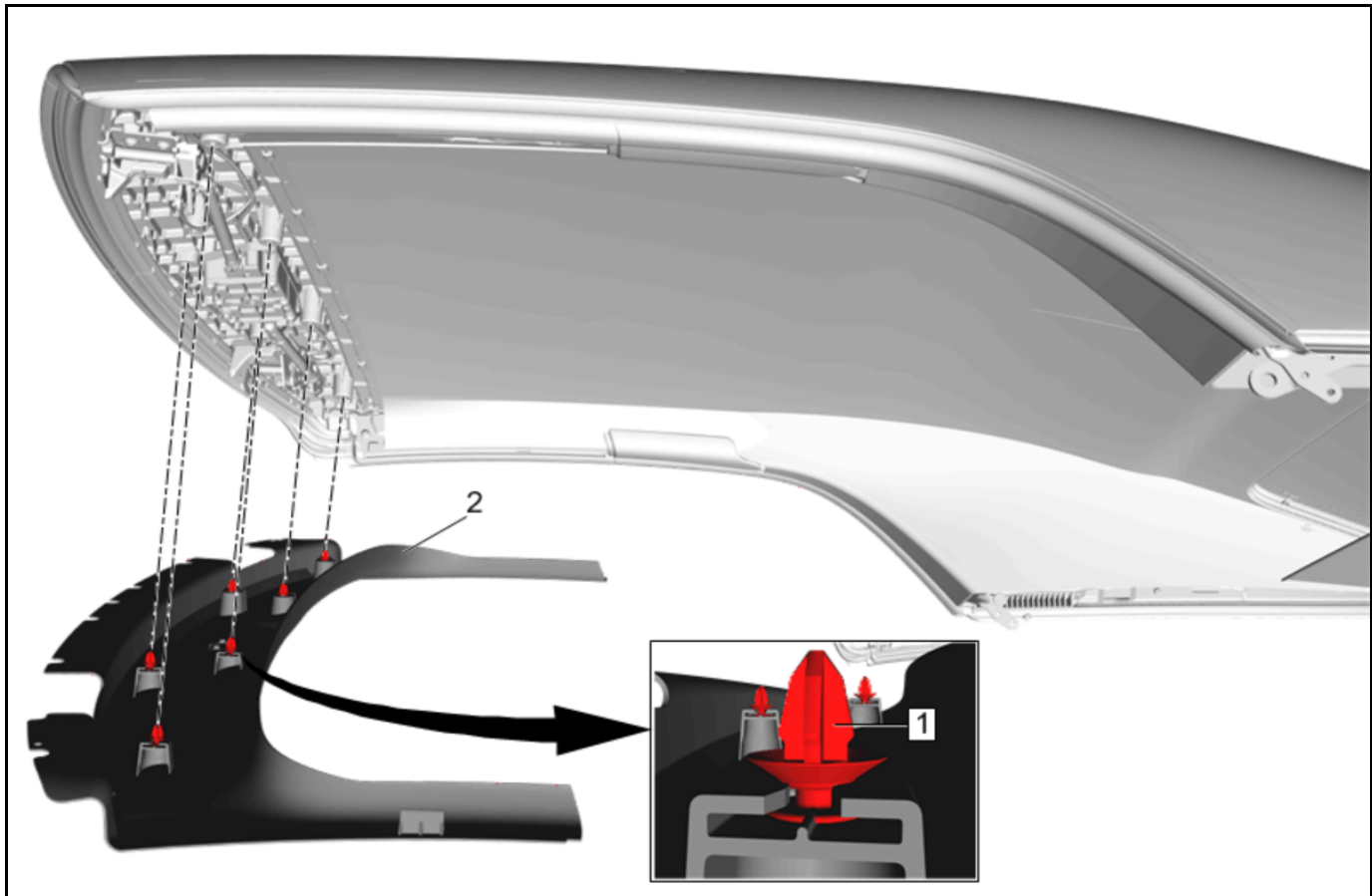


5645948



5645950

4. Apply 1 new foam piece on each side, just rearward of the currently installed foam (2). The approximate locations (1) are shown in the graphic above.



4316479

5. Reinstall the folding top number 1 bow garnish molding (2). Refer to *Folding Top Number 1 Bow Garnish Molding Replacement* in SI.
6. Ensure the rattle noise has been eliminated.

\*We believe this source and their products to be reliable. There may be additional manufacturers of such products/materials. General Motors does not endorse, indicate any preference for, or assume any responsibility for the products or material from this firm or for any such items that may be available from other sources.

**Parts Information**

Contact Kent Automotive at 1-888-YES-KENT or online at [www.kent-automotive.com](http://www.kent-automotive.com).

Causal Part	Description	Part Number	Material Allowance
N/A	Kent Automotive Adhesive Back Shim Stock	P46475	42 cents (U.S.) 63 cents (Canada)

**Warranty Information**

For vehicles repaired under the Bumper-to-Bumper coverage (Canada Base Warranty coverage), use the following Labor Operation. Reference the Applicable Warranties section of Investigate Vehicle History (IVH) for coverage information.

Labor Operation	Description	Labor Time
1086228*	Add Foam Tape at Convertible Header	0.4 hr

\*This is a unique Labor Operation for bulletin use only.

Version	1
Modified	Released September 04, 2020

GM bulletins are intended for use by professional technicians, NOT a "do-it-yourselfer". They are written to inform these technicians of conditions that may occur on some vehicles, or to provide information that could assist in the proper service of a vehicle. Properly trained technicians have the equipment, tools, safety instructions, and know-how to do a job properly and safely. If a condition is described, DO NOT assume that the bulletin applies to your vehicle, or that your vehicle will have that condition. See your GM dealer for information on whether your vehicle may benefit from the information.



WE SUPPORT VOLUNTARY  
TECHNICIAN  
CERTIFICATION