



GROUP
ELE

MODEL
2021MY
K5 (DL3a)

NUMBER
207

DATE
September 2020

TECHNICAL SERVICE BULLETIN

SUBJECT: SERVICE ACTION: FRONT PASSENGER VENTILATED SEAT HARNESS INSPECTION AND REPLACEMENT (SA434)

This bulletin provides information regarding the front passenger seat harness on some 2021MY K5 (DL3a) vehicles produced from March 27, 2020 through June 19, 2020, which may have had an incorrect passenger seat harness installed during assembly. The incorrect seat harness may cause the front passenger ventilated seat feature to timeout after a short period of time. Before conducting the procedure, verify the vehicle is included in the list of affected VINs.



★ NOTICE

A Service Action is a repair program without customer notification that is performed during the warranty period. Any dealer requesting to perform this repair outside the warranty period will require DPSM approval.

Repair status for a VIN is provided on WebDCS (Service → Warranty Coverage → Warranty Coverage Inquiry → Campaign Information). Not completed Recall / Service Action reports are available on WebDCS (Consumer Affairs → Not Completed Recall → Recall VIN → Select Report), which includes a list of affected vehicles.

This issue number is **SA434**.

Printed TSB copy is for reference only; information may be updated at any time.
Always refer to KGIS for the latest information.



Circulate To: General Manager Service Manager Parts Manager
 Service Advisors Technicians Body Shop Manager Fleet Repair

SUBJECT:


SERVICE ACTION: PASSENGER VENTILATED SEAT HARNESS INSPECTION AND REPLACEMENT (SA434)

Inspection Procedure:

1. Underneath the front passenger seat cushion (A) locate the seat harness (B).



- 2a. Locate the harness tag (C) which may be either 'white' or 'yellow' in color.
- 2b. If the tag (C) is 'white' in color (OK), no further action is needed. This service action is complete.



- 2c. If the tag (C) is 'yellow' in color (NG), proceed to the seat harness 'Replacement Procedure' outlined on page 3.




SUBJECT:

SERVICE ACTION: PASSENGER VENTILATED SEAT HARNESS INSPECTION AND REPLACEMENT (SA434)

Replacement Procedure:


1. Save radio presets and disconnect the battery negative (-) cable.
2. Remove the front passenger seat by referring to the “Body (Interior and Exterior → Front Seat → Front Seat Assembly → Repair procedures” chapter in the applicable Shop Manual on KGIS.
3. Turn the seat upside down and disconnect the four (4) electrical connectors shown.



- 4a. Detach the four (4) seat harness retaining clips shown and remove the seat harness.
- 4b. Replace the front seat harness with the 'white' colored tag seat harness P/N: 88651 L3060 in the reverse order of removal.
- 4c. Reinstall the front seat in the reverse order of removal.



5. Reconnect the battery negative (-) cable.
6. Confirm seat ventilation is operating as designed.



7. Restore radio presets.




SUBJECT:

**SERVICE ACTION: PASSENGER VENTILATED SEAT
HARNESS INSPECTION AND REPLACEMENT (SA434)**

AFFECTED VEHICLE RANGE:

Model	Production Date Range
K5 (DL3a)	March 27, 2020 to June 19, 2020

REQUIRED PART:

Part Name	Part Number	Figure	Qty.
Front Passenger Seat Harness	88651 L3060		1

WARRANTY INFORMATION:

N Code: N99 C Code: C99

Claim Type	Causal P/N	Qty.	Repair Description	Labor Op Code	Op Time	Replacement P/N	Qty.
V	88600 L3050	0	(SA434) Front Passenger Seat Harness Inspection	200A0710	0.2 M/H	N/A	0
			(SA434) Front Passenger Seat Harness Inspection and Replacement	200A07R0	0.5 M/H	88651 L3060	1

*** NOTICE**

VIN inquiry data for this repair is provided for tracking purposes only. Kia retailers should reference SA434 when accessing the WebDCS system.