



Service Bulletin

Bulletin No.: 20-NA-154

Date: August, 2020

TECHNICAL

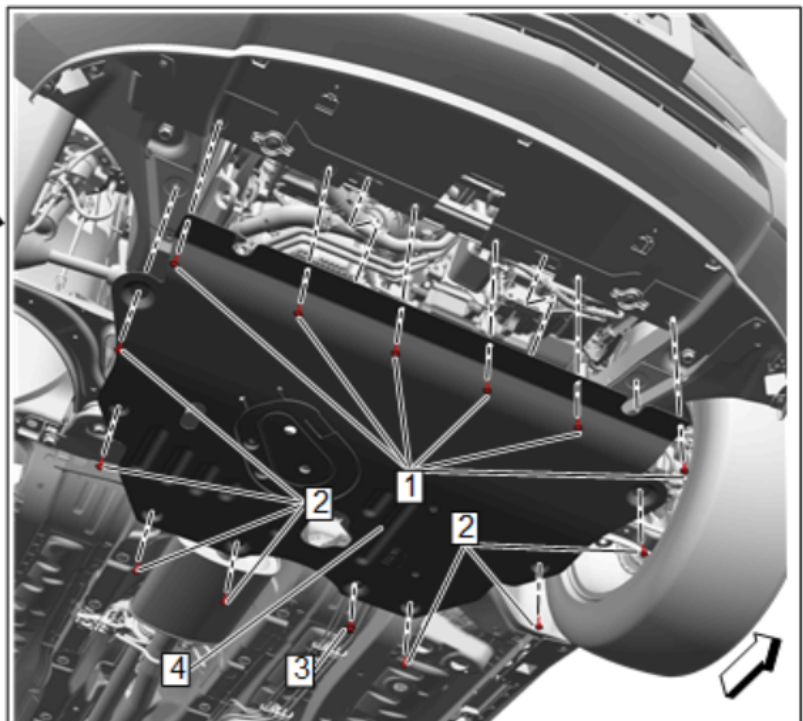
Subject: Flutter or Boom Noise Around 1100 RPM

Brand:	Model:	Model Year:		VIN:		Engine:	Transmission:
		from	to	from	to		
Buick	Encore GX (VIN M)	2020	2020	—	—	1.3L (L3T)	All

Involved Region or Country	North America
Condition	Some customers may comment that during low speed driving, with light throttle input, a booming noise and/or vibration is felt through the vehicle.
Cause	The cause of the condition may be the lower radiator mount bushings.
Correction	If you encounter a vehicle with the above conditions, review the Service Procedure outlined below.

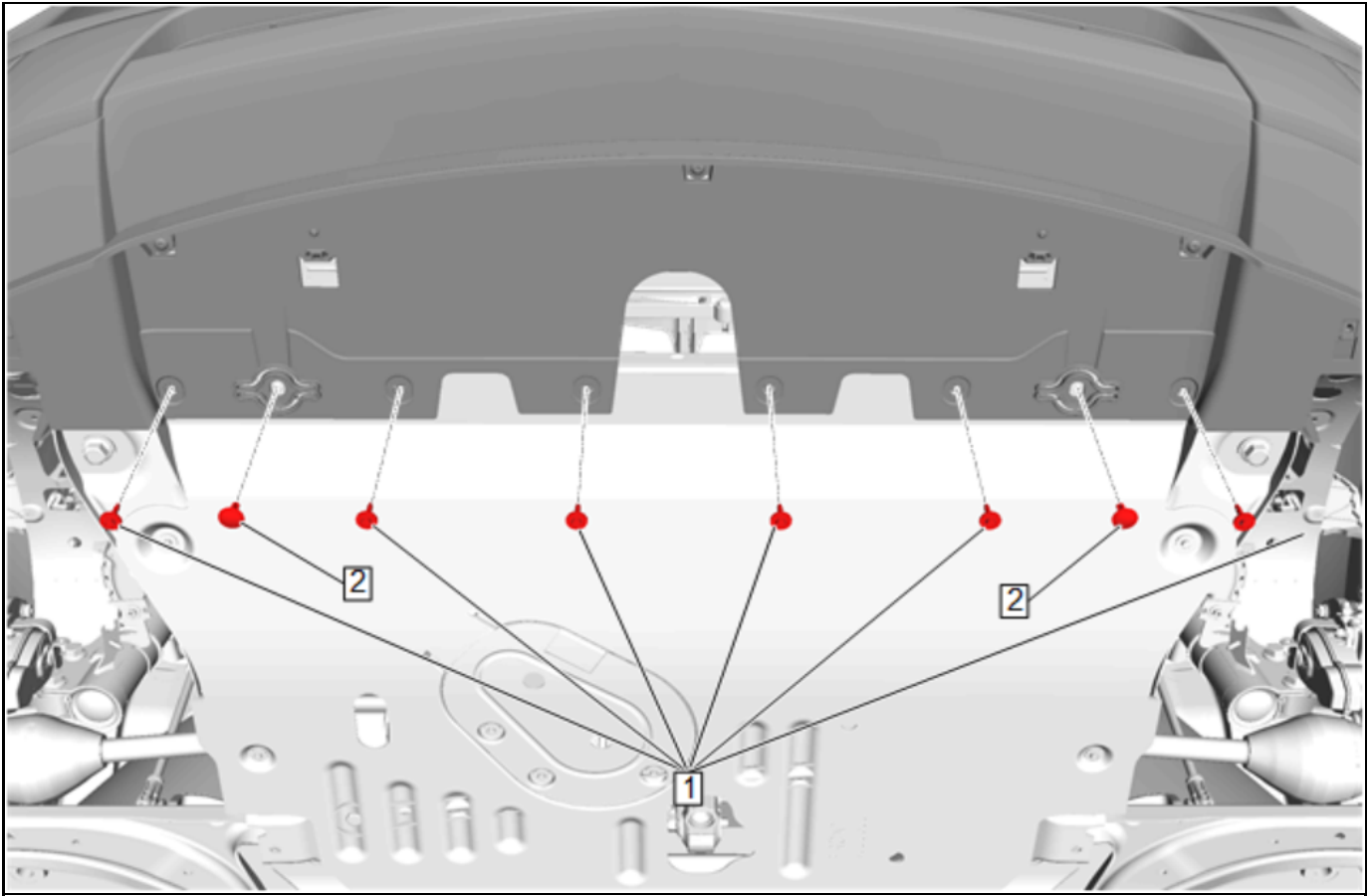
Service Procedure

If you encounter a vehicle with the above concern, complete the following steps:



5218047

1. Remove the front compartment insulator (Base). Refer to *Front Compartment Insulator Replacement (Base)* in SI.



5220179

2. Once the front compartment insulator is removed, remove the six front bumper fascia extension bolts (1) and the two front bumper fascia extension retainers (2).

3. Push up on the CRFM slightly so you can move the bushing holder forward within the vehicle, then out the bottom.



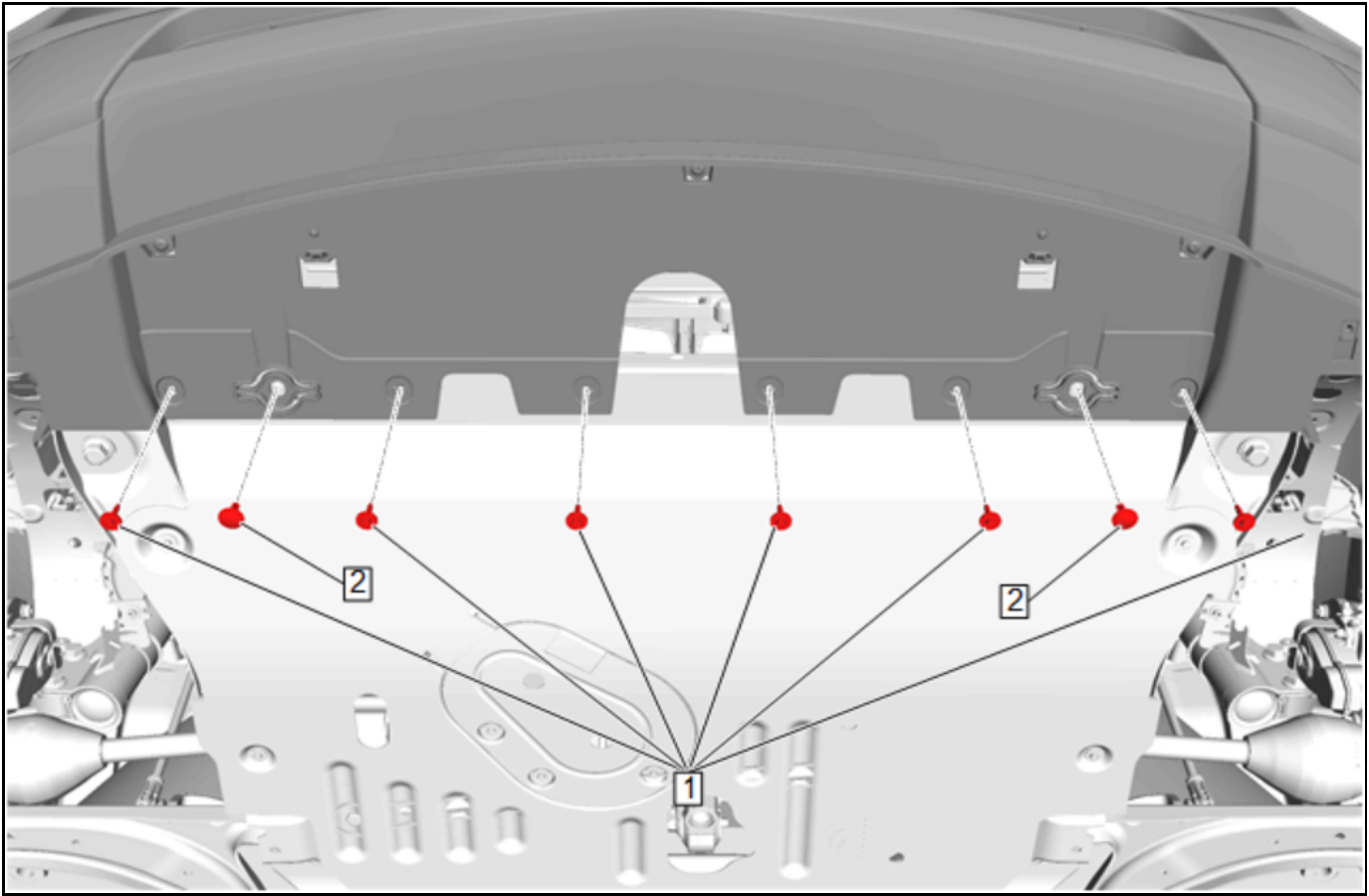
5634944



5634945

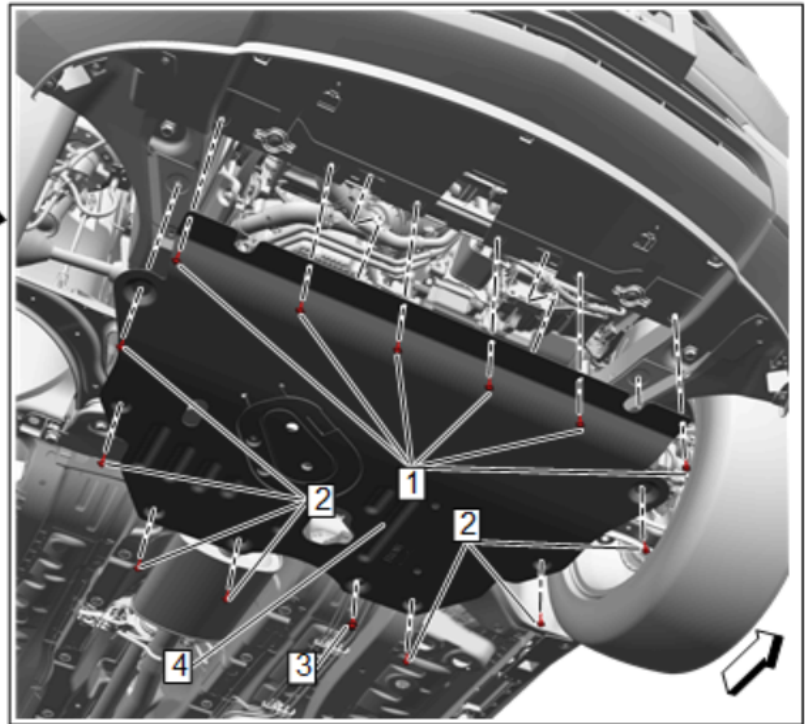
4. Replace the lower radiator mounts.

Note: Be sure to tighten the fasteners to 22 N•m (16 lb ft).



5220179

5. Reinstall the six front bumper fascia extension bolts (1) and the two front bumper fascia extension retainers (2).



5218047

- 6. Reinstall the front compartment insulator (Base). Refer to *Front Compartment Insulator Replacement (Base)* in SI.

Parts Information

Causal Part	Description	Part Number	Qty
X	Lower Radiator Mounts	42764892	2

Warranty Information

For vehicles repaired under the Bumper-to-Bumper coverage (Canada Base Warranty coverage), use the following labor operation. Reference the Applicable Warranties section of Investigate Vehicle History (IVH) for coverage information.

Labor Operation	Description	Labor Time
1481388*	Replace Lower Radiator Mounts	0.7 hr
*This is a unique Labor Operation for bulletin use only.		

Version	1
Modified	Released August 03, 2020

GM bulletins are intended for use by professional technicians, NOT a "do-it-yourselfer". They are written to inform these technicians of conditions that may occur on some vehicles, or to provide information that could assist in the proper service of a vehicle. Properly trained technicians have the equipment, tools, safety instructions, and know-how to do a job properly and safely. If a condition is described, DO NOT assume that the bulletin applies to your vehicle, or that your vehicle will have that condition. See your GM dealer for information on whether your vehicle may benefit from the information.



WE SUPPORT VOLUNTARY
TECHNICIAN
CERTIFICATION