



Technical Service Bulletin

SUBJECT:		No: TSB-20-14-002	
COOLANT LEAK AT HOSE CONNECTION		DATE: August 2020	
		MODEL: See Below	
CIRCULATE TO:	<input type="checkbox"/> GENERAL MANAGER	<input checked="" type="checkbox"/> PARTS MANAGER	<input checked="" type="checkbox"/> TECHNICIAN
<input checked="" type="checkbox"/> SERVICE ADVISOR	<input checked="" type="checkbox"/> SERVICE MANAGER	<input checked="" type="checkbox"/> WARRANTY PROCESSOR	<input type="checkbox"/> SALES MANAGER

PURPOSE

A customer may report a condition where the coolant temperature warning light illuminates and a coolant leak is found at the hose connection. Thermal effects may cause deterioration of the CVT water hose, due to the force at fastener. Eventually, the water tight sealing portion of the hose becomes weaker than the coolant pressure, allowing the coolant to leak.

This TSB instructs dealers to replace the old hose clamp with a countermeasure clamp and to replace the old water hose with a new water hose.

AFFECTED VEHICLES

2015 - 2020 Outlander Sport / RVR

2016 - 2020 Outlander

2016 - 2017 Lancer

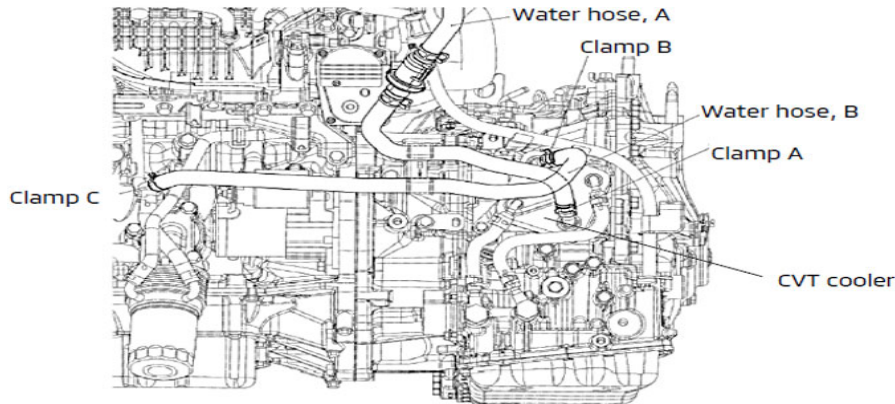
2016 - 2017 Lancer Sportback

2018 - 2020 Eclipse Cross

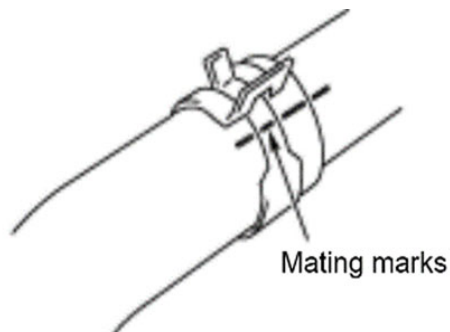
REPAIR PROCEDURE

Replace the hose clamp with a countermeasure hose clamp and replace the water hose with a brand new water hose.

Hose layout for reference using 4B40/GK0W as an example:



1. Drain coolant.
2. Remove water hose clamp and water hose.
3. Make mating marks on the water hose and the hose clamp as shown below, for use as a guide when installing the new parts.





4. Make mating marks on the new hose and countermeasure clamp in the same position as the removed parts.
5. Install the brand new water hose and countermeasure clamp utilizing the mating marks.
6. Top off the coolant (using drained coolant). In case of insufficient coolant, top off with new coolant. Air bleeding must be performed after topping off the coolant.
7. Clean up any coolant residue found around engine and CVT.

PARTS INFORMATION

Order only Genuine Mitsubishi Parts.

NOTE: Order only the applicable hose that is leaking utilizing the VIN # and ASA-CAPS.

Hose Clamp:

	Countermeasure part	Old part
Part number	2922B432	MU660005
Appearance		

Water hose:

Hose A	2922B081 / 2922B089 / 2922B119 / 2922B007
Hose B	2922A891 / 2922B093 / 2922B121 / MN212775 / 2922B011 / 2922B019 / 2922A891 / 2922B346

Coolant:

MMC Genuine Coolant (do not mix with other types)	Select the correct part according to ASA CAPS
--	---

WARRANTY INFORMATION

This bulletin is supplied as technical information only and is not an authorization to repair. If an affected vehicle is reported with the described condition; diagnose the condition, repair as described in this bulletin and submit a WSC Form A/Claim Type W with the appropriate Labor Operation Code below:

Vehicle	Labor Op Code	Time Allowance
Outlander Sport / RVR	237510BH	1.1 hours
Outlander	237510BH	1.2 hours
Lancer / Lancer Sportback	237510BH	1.1 hours
Eclipse Cross	237510BH	1.1 hours

Warranty Coverage: 5/60 Basic Coverage (Canada: 5/100)