

Mack Chassis - Anthem (AN) - Air Deflector Cover Installation; Cover For Antenna Opening On Back Of Air Deflector - Model Year 2018 And Newer



> Internal Content

Related links and attachments

No links or attachments available

Parts

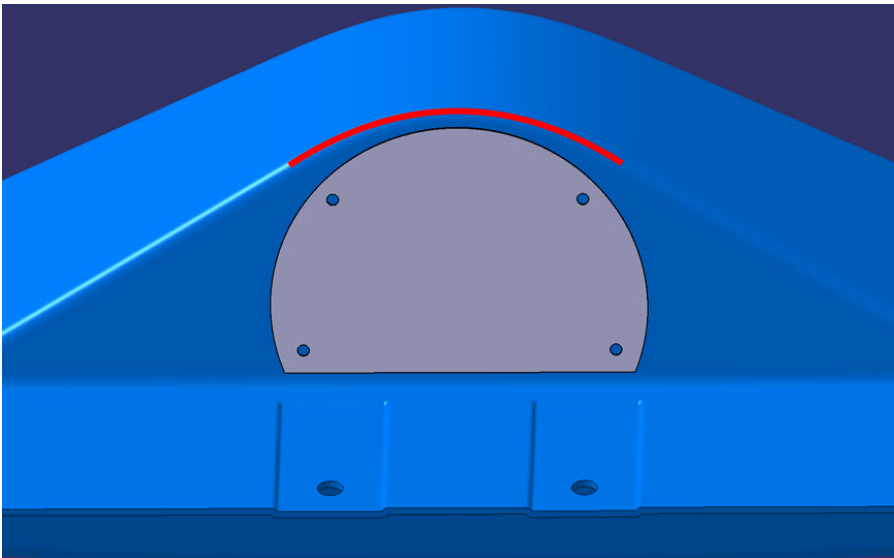
Part #	Description	Quantity
23705321	Cover Plate Kit	1

Repair Time

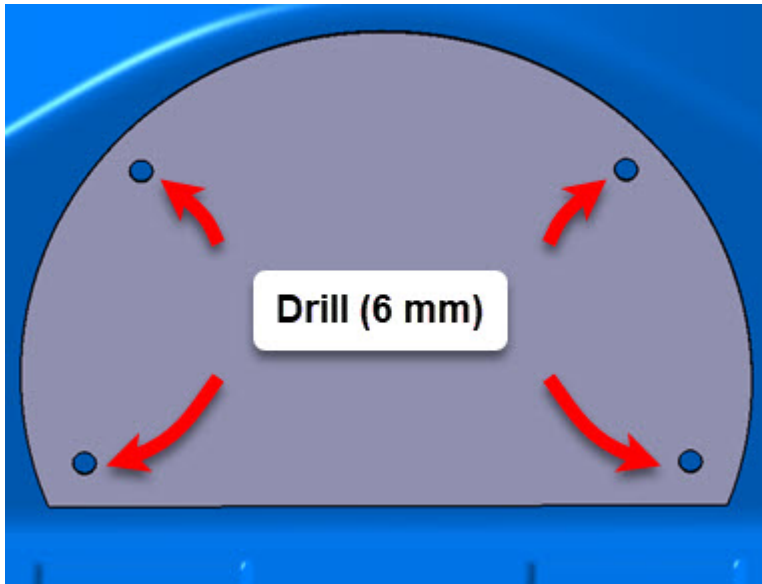
This repair may be billed for .5 hr of labor.

Repair


1. Place the cover plate over the opening. Align the plate to the curvature of the air deflector.



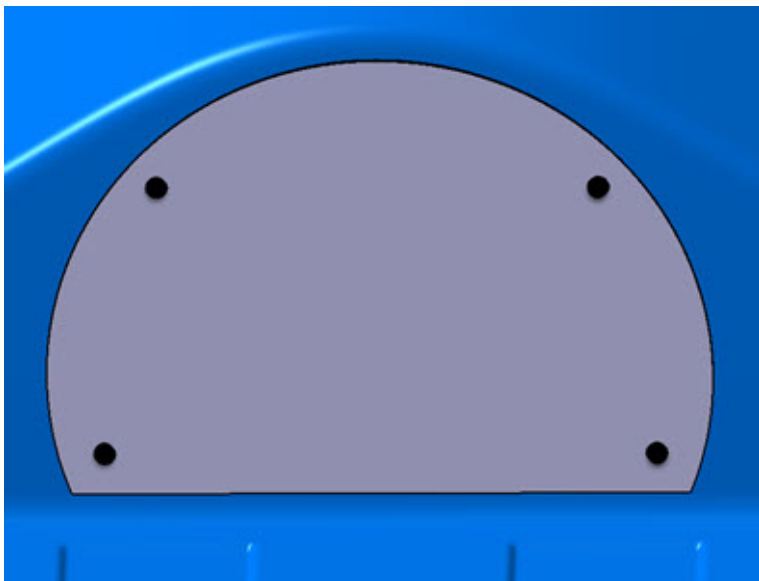
2. Using the precut holes in the cover plate as a template, drill four (4) 6 mm (15/64") holes.




3. Remove the cover and inspect the holes. Clean up any burrs or debris.




4. Place the cover plate back on the deflector. Line up the holes in the plate with the newly drilled holes.

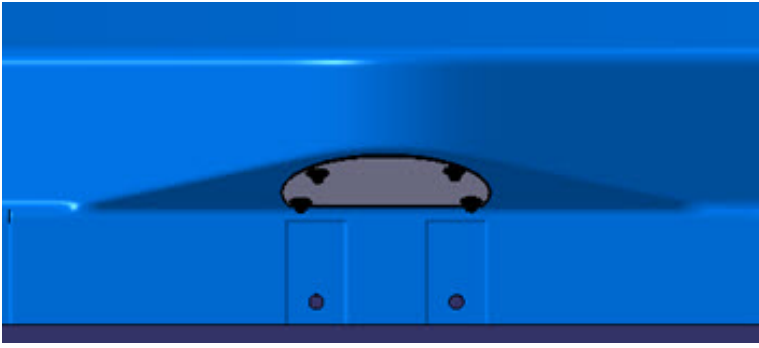


5. Insert four (4) plastic rivets into the 6 mm holes. The rivets may need to be screwed in to ensure a secure fit.



6. Ensure the fasteners are properly secured and the plate is securely fastened.





Tags

K03029831

AN - ANTHEM



Feedback

[Give feedback](#) to help improve the content of this article