

STAR ONLINE PUBLICATION

Case Number: S2008000098

Release Date: 07/03/2020

Symptom/Vehicle Issue: Driver Window Short Drop Feature Does Not Drop The Window When The Door Is Open, Window Short Up Feature Does Raise The Window When The Door Is Closed

Discussion: The vehicle is equipped with a smart glass short drop feature. The feature operates when the door is opened, lowering the window to protect the door seal from damage as the door is opened. With the latch input showing the door is opened G75 ajar, the window will remain at the slightly dropped position until the door is closed, then window will automatically raise into the seal after the door is closed.

Note: Up and down windows features require full up and down position calibrations.

To relearn the door module memory after module replacement, perform the following procedure:

1. Check and repair any door module Diagnostic Trouble Codes (DTCs) unrelated to missing calibration before proceeding.
2. Using the window switch, lower the door glass to the full-down position by pushing down (depress) the window switch to its second detent and hold the switch until the door glass is fully open. Continue to hold the window switch down for two seconds after the door glass is fully open.
3. Raise the door glass to the full-up position by pulling up on the window switch and hold the switch until the door glass is fully closed. Continue to hold the window switch up for two seconds after the door glass is full closed.
4. Clear codes and test window operations.

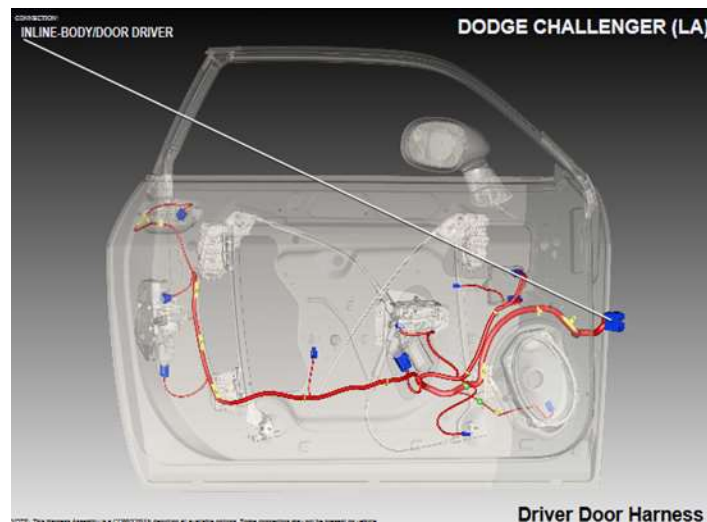
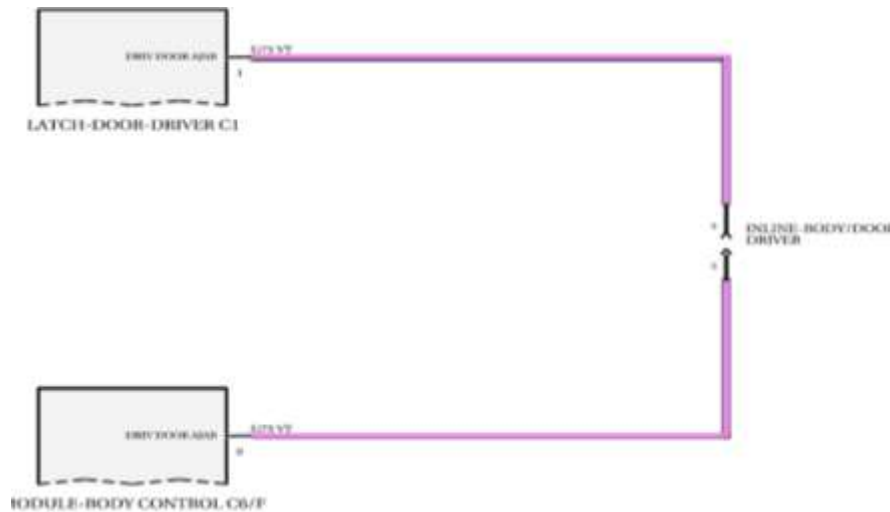
If the operation of the smart glass short up and or short down feature do not operate as designed after calibration, monitor the operation of the G75 circuit with the scan tool; driver door ajar data in the

This document does not authorize warranty repairs. This communication documents a record of past experiences. STAR Online does not provide any conclusions about what is wrong with the vehicle. Rather, it captures all previous cases known that appear to be similar or related to the vehicle symptom / condition. You are the expert, and you are responsible for deciding on the appropriate course of action.

Contact STAR Center, or your Technical Assistance Center Via TechCONNECT or eCONTACT ticket if no solution is found

STAR ONLINE PUBLICATION

BCM. Inspect all component and any inline connectors for the G75 circuit inspecting for loose, spread, corroded or pushed out terminals, prior to replacing any parts Pg 2, 3.

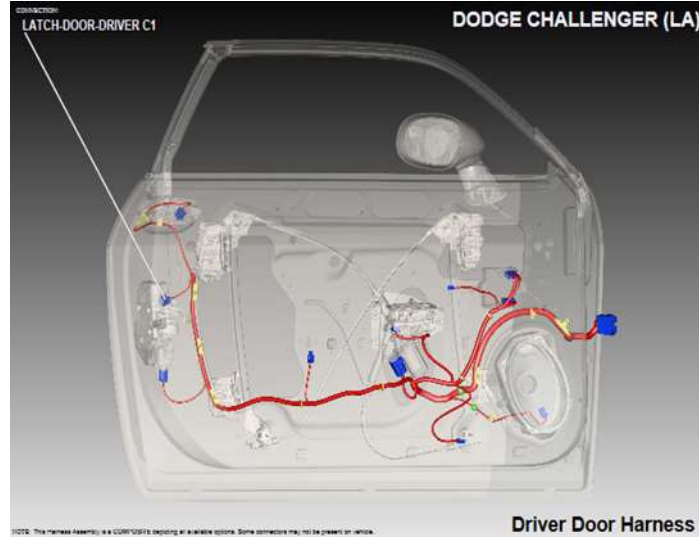


Pg 2

This document does not authorize warranty repairs. This communication documents a record of past experiences. STAR Online does not provide any conclusions about what is wrong with the vehicle. Rather, it captures all previous cases known that appear to be similar or related to the vehicle symptom / condition. You are the expert, and you are responsible for deciding on the appropriate course of action.

Contact STAR Center, or your Technical Assistance Center Via TechCONNECT or eCONTACT ticket if no solution is found

STAR ONLINE PUBLICATION



G75 door ajar circuit input issue,
window closing on top of seal,
window not lowering.

Pg 3

This document does not authorize warranty repairs. This communication documents a record of past experiences. STAR Online does not provide any conclusions about what is wrong with the vehicle. Rather, it captures all previous cases known that appear to be similar or related to the vehicle symptom / condition. You are the expert, and you are responsible for deciding on the appropriate course of action.

Contact STAR Center, or your Technical Assistance Center Via TechCONNECT or eCONTACT ticket if no solution is found