



Service Bulletin

Bulletin No.: 20-NA-135

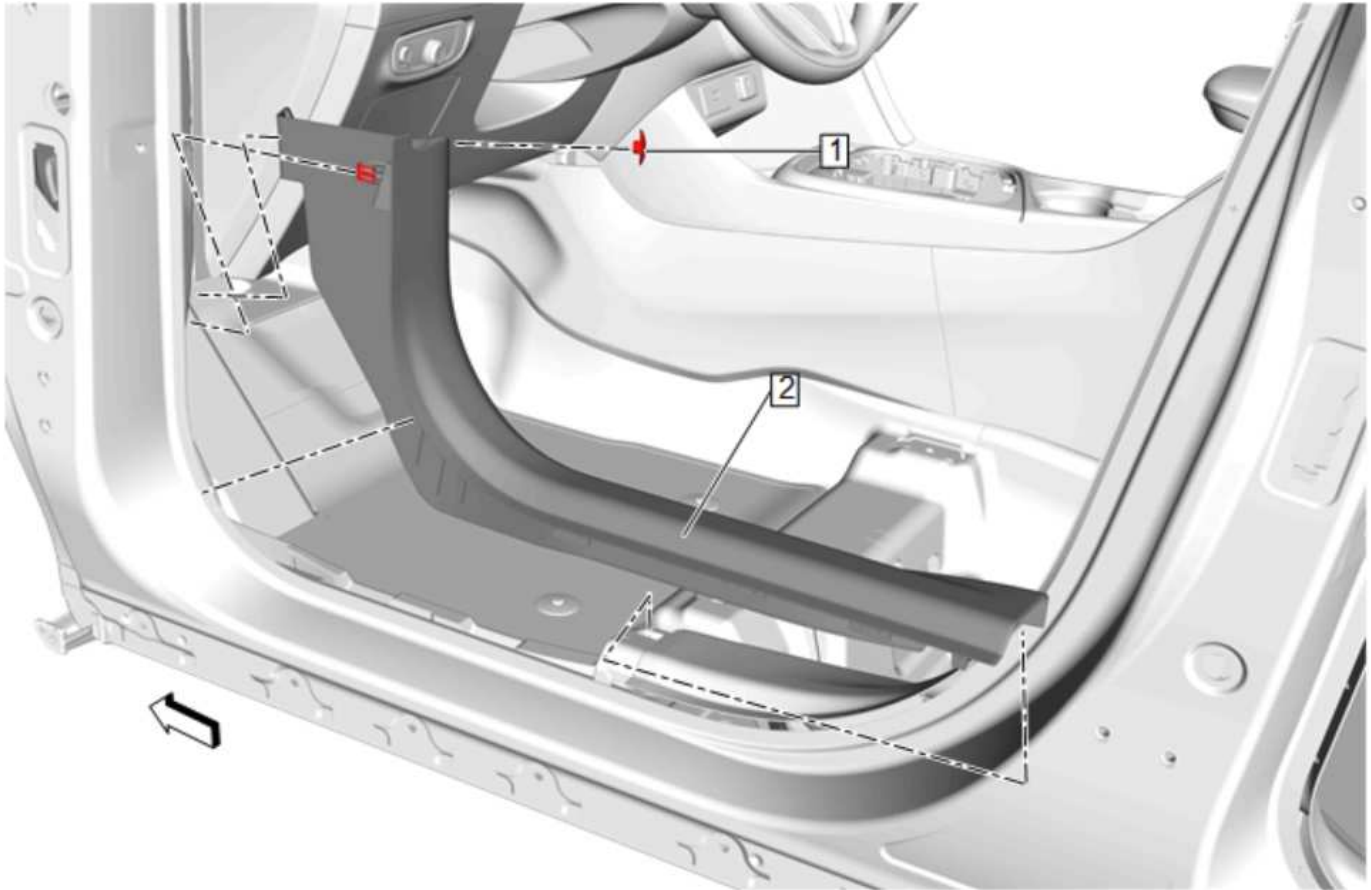
Date: June, 2020

TECHNICAL

Subject: Check Engine Lamp Illuminated, DTC P159F 00 Set, No Audio

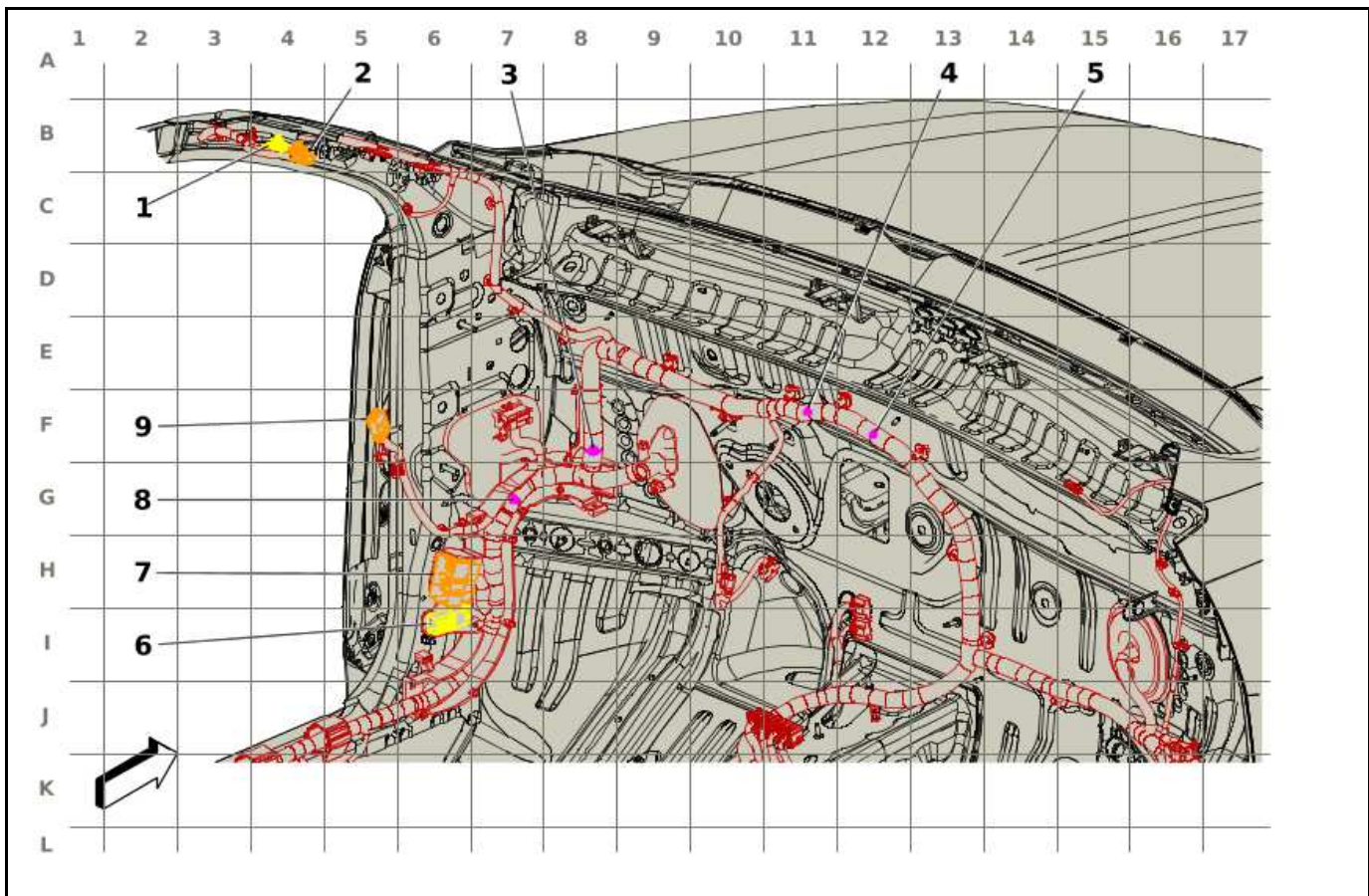
Brand:	Model:	Model Year:		Date Breakpoint:		Engine:	Transmission:
		from	to	from	to		
Buick	Encore GX	2020	2020	SOP	March 6, 2020	All	All
Chevrolet	Trailblazer (VIN M)	2021	2021				

Involved Region or Country	United States, Canada, China, Israel, Korea, Ukraine
Condition	Some customers may comment on the check engine lamp being illuminated, and no audio from the radio. Technicians may find DTC P159F 00 set.
Cause	The cause of the condition may be that the X200 connector was not fully connected and locked, resulting in an open circuit.
Correction	Inspect the X200 IP harness to Body harness connector following the steps in the Service Procedure below.

Service Procedure

5209005

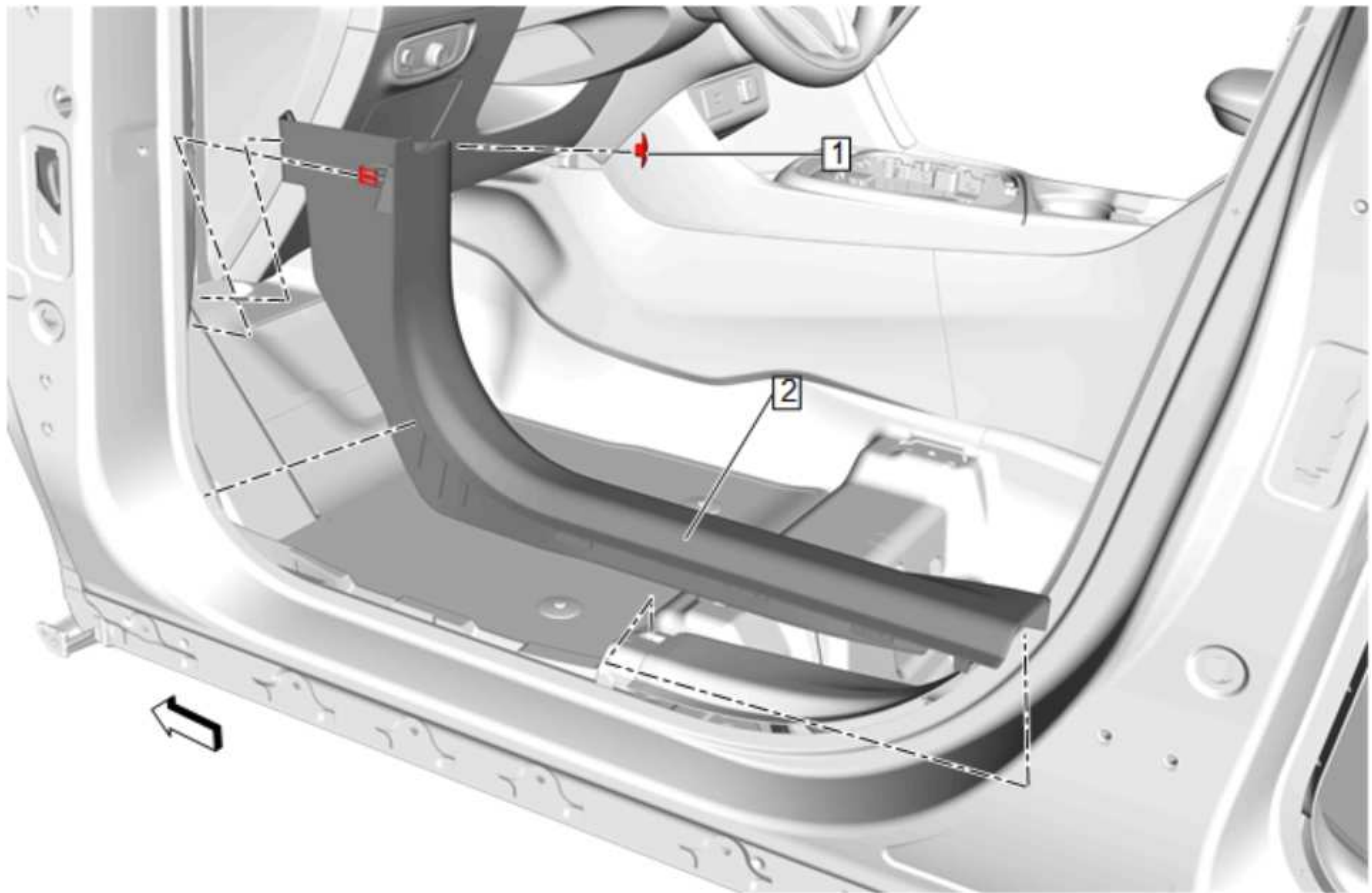
1. To access the connector, remove the left front side door sill garnish molding (2). Refer to *Front Side Door Sill Garnish Molding Replacement* in SI.



5437484

Note: First inspect the X200 connection BEFORE disconnecting.

2. Inspect the X200 IP harness to Body harness connector (7), located at the lower Left A-Pillar, for possibly not being seated correctly.
3. Ensure that the wires are not twisted, not too taut, and the routing is correct.
4. Also ensure that the connection is correctly seated on all 4 sides.
5. Verify that the condition has been eliminated.



5209005

- 6. Reinstall the left front side door sill garnish molding (2). Refer to *Front Side Door Sill Garnish Molding Replacement* in SI.

Parts Information

No parts are normally required for this repair.

Warranty Information

For vehicles repaired under warranty, use:

Labor Operation	Description	Labor Time
5430922	Connector Reconnection	Use Published Labor Operation Time

Version	1
Modified	Released June 16, 2020

GM bulletins are intended for use by professional technicians, NOT a "do-it-yourselfer". They are written to inform these technicians of conditions that may occur on some vehicles, or to provide information that could assist in the proper service of a vehicle. Properly trained technicians have the equipment, tools, safety instructions, and know-how to do a job properly and safely. If a condition is described, DO NOT assume that the bulletin applies to your vehicle, or that your vehicle will have that condition. See your GM dealer for information on whether your vehicle may benefit from the information.



WE SUPPORT VOLUNTARY
TECHNICIAN
CERTIFICATION