



Technical Service Bulletin

SUBJECT:		No: TSB-20-42A-004	
Fuel Filler Door		DATE: July 2020	
		MODEL: 2017-19 Mirage G4	
CIRCULATE TO:	<input type="checkbox"/> GENERAL MANAGER	<input checked="" type="checkbox"/> PARTS MANAGER	<input checked="" type="checkbox"/> TECHNICIAN
<input checked="" type="checkbox"/> SERVICE ADVISOR	<input checked="" type="checkbox"/> SERVICE MANAGER	<input checked="" type="checkbox"/> WARRANTY PROCESSOR	<input type="checkbox"/> SALES MANAGER

PURPOSE

A customer may report a condition where the Fuel Lid Door cannot be opened. This TSB instructs dealers to replace the Fuel Filler Door Panel Assembly with a new countermeasure part, replace the clip and paint the Fuel Filler Door Panel, as appropriate.


AFFECTED VEHICLES

2017 - 2019 Mirage G4 vehicles

SUMMARY

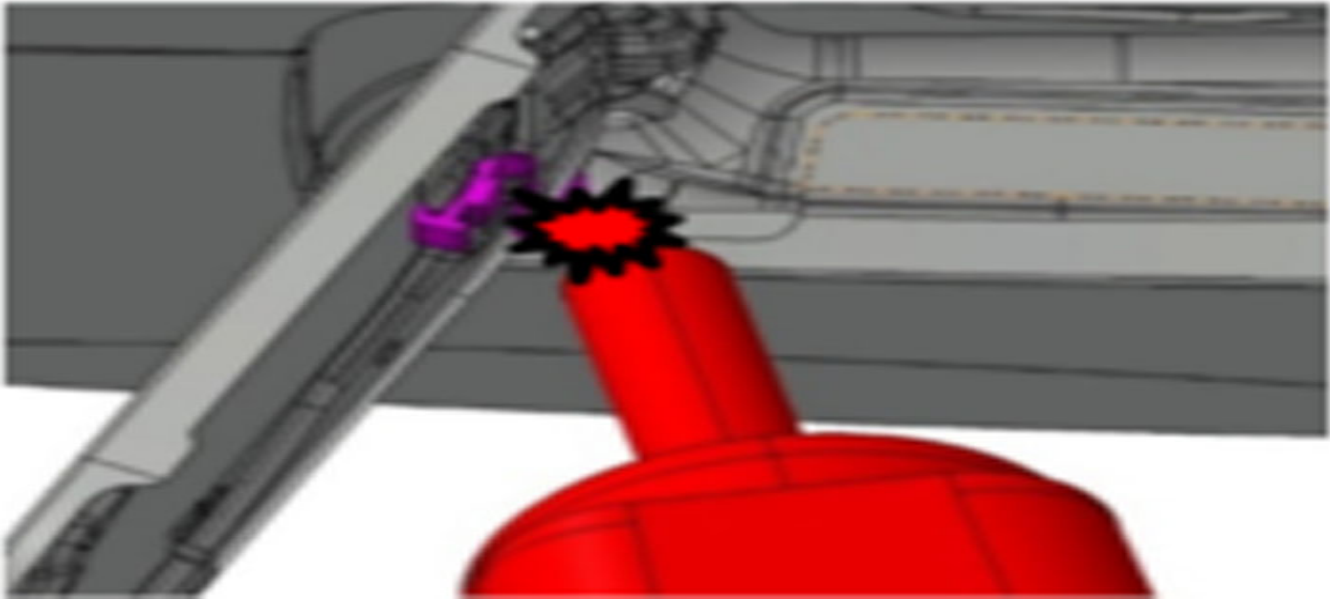
The Fuel Lid Door may not open due to possible impact from the Fuel Gun Nozzle when filling the vehicle gas tank. The Fuel Filler Door Panel Assembly will not pop open when the customer pulls the Fuel Filler Door Release Lever. This is due to the lack of resilience or spring type action caused by the broken clip. An added Bracket on the Fuel Filler Door Panel Assembly protects the Clip from being broken by impact from a Fuel Gun Nozzle.

FAILURE CONDITION



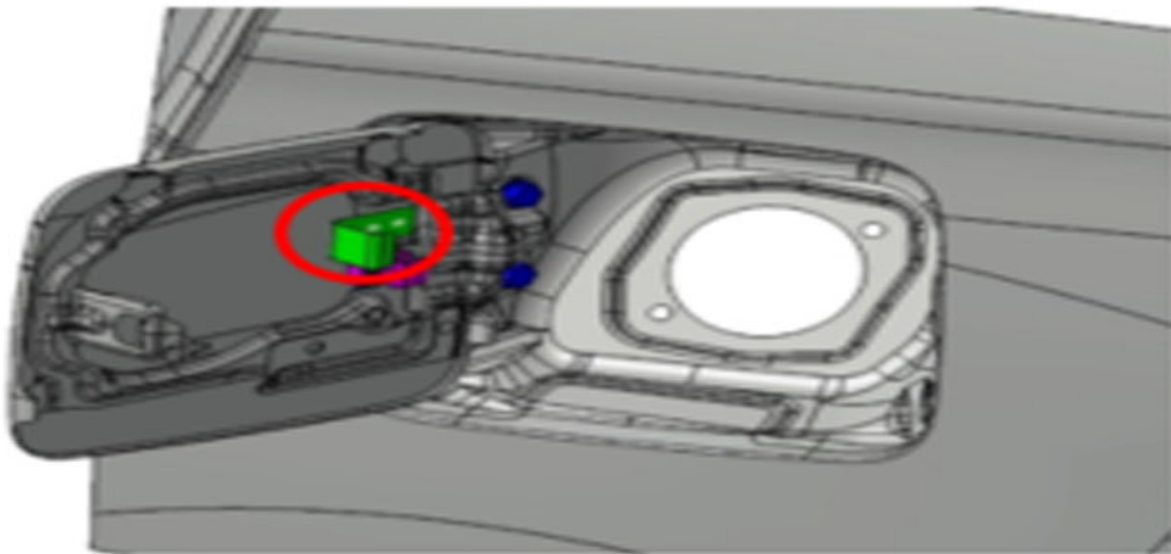
The Clip may be broken or deformed and will no longer have resilience or spring action.

ROOT CAUSE



Fuel Gun Nozzle may cause unintentional impact to the Clip causing it to break. When the Clip breaks, the Fuel Filler Door Panel Assembly will not pop open due to lack of resilience.

REPAIR PROCEDURE



1. Replace Panel Assembly, Fuel Filler Door with countermeasure part (5940A531) and replace the Clip with a new one (MB642442).
2. Paint the Panel Assembly, Fuel Filler Door with proper vehicle color.

PARTS INFORMATION

Please order Genuine Mitsubishi Parts in accordance of the following table.

Model	Part Name	Part Number		Qty	Remarks
		New	Old		
ELL	Panel Assembly, Fuel Filler Door	5940A531	5940A248	1	-
	Clip	MB642442		1	Original Service Part

WARRANTY INFORMATION

This bulletin is supplied as technical information only and is not an authorization to repair. If an affected vehicle is reported with the described condition, diagnose the condition, repair as described in this bulletin and submit WSC Type W/Form A using the following codes:

Labor Operation Code	Operation	Time Allowance
425311 BW	Fuel Filler Lid Replacement (with clip)	0.3 hrs
425311 90	Fuel Filler Lid Painting	Actual*

Warranty Coverage: 5/60 Basic Coverage (Canada: 5/100)

WSC Submission by	A Code	B Code
		Broken, Loose
Current System	44	59

*The labor time for Body Part Painting is dependent on the actual process.