

Fig.1



Fig.2




Fig.3



Fig.4




Fig.5

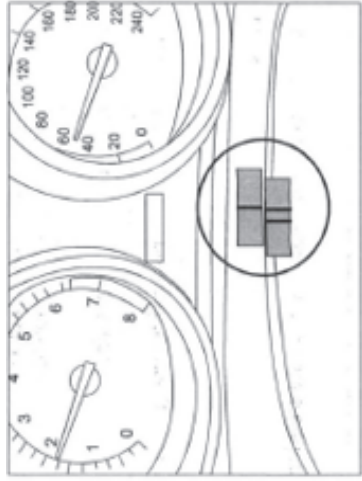


Fig.6

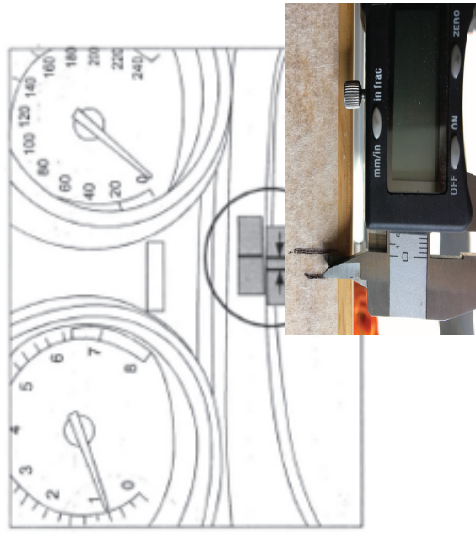




Fig.7

	L462		L494		L563		L550		L551		L560	
	19MY-20MY	21MY	18MY On	20MY	21MY	19MY	20MY	21MY	19MY-20MY	21MY	18MY-20MY	21MY
Steering Wheel Rotation	Offset from centreline of steering cowf (mm)											
-5 deg	6.3	5.8	6.3	5.8	5.8	5.8	5.8	6.3	5.8	6.3	5.8	6.3
-4.5 deg	5.7	5.3	5.7	5.3	5.3	5.3	5.3	5.7	5.3	5.7	5.3	5.7
-4 deg	5.1	4.7	5.1	4.7	4.7	4.7	4.7	5.1	4.7	5.1	4.6	5.1
-3.5 deg	4.4	4.1	4.4	4.1	4.1	4.1	4.1	4.4	4.1	4.4	4.0	4.4
-3 deg	3.8	3.5	3.8	3.5	3.5	3.5	3.5	3.8	3.5	3.8	3.5	3.8
-2.5 deg	3.2	2.9	3.2	2.9	2.9	2.9	2.9	3.2	2.9	3.2	2.9	3.2
-2 deg	2.5	2.3	2.5	2.3	2.3	2.3	2.3	2.5	2.3	2.5	2.3	2.5
-1.5 deg	1.9	1.7	1.9	1.7	1.7	1.7	1.7	1.8	1.7	1.9	1.7	1.9
-1 deg	1.3	1.2	1.3	1.2	1.2	1.2	1.2	1.3	1.2	1.3	1.2	1.3
-0.5 deg	0.6	0.6	0.6	0.6	0.6	0.6	0.6	0.6	0.6	0.6	0.6	0.6
0 deg	0.0	0.0	0.0	0.0	0.0	0.0	0.0	0.0	0.0	0.0	0.0	0.0
0.5 deg	0.6	0.6	0.6	0.6	0.6	0.6	0.6	0.6	0.6	0.6	0.6	0.6
1 deg	1.3	1.2	1.3	1.2	1.2	1.2	1.2	1.3	1.2	1.3	1.2	1.3
1.5 deg	1.9	1.7	1.9	1.7	1.7	1.7	1.7	1.8	1.7	1.9	1.7	1.9
2 deg	2.5	2.3	2.5	2.3	2.3	2.3	2.3	2.5	2.3	2.5	2.3	2.5
2.5 deg	3.2	2.9	3.2	2.9	2.9	2.9	2.9	3.2	2.9	3.2	2.9	3.2
3 deg	3.8	3.5	3.8	3.5	3.5	3.5	3.5	3.8	3.5	3.8	3.5	3.8
3.5 deg	4.4	4.1	4.4	4.1	4.1	4.1	4.1	4.4	4.1	4.4	4.0	4.4
4 deg	5.1	4.7	5.1	4.7	4.7	4.7	4.7	5.1	4.7	5.1	4.6	5.1
4.5 deg	5.7	5.3	5.7	5.3	5.3	5.3	5.3	5.7	5.3	5.7	5.3	5.7
5 deg	6.3	5.8	6.3	5.8	5.8	5.8	5.8	6.3	5.8	6.3	5.8	6.3

