

## STAR ONLINE PUBLICATION

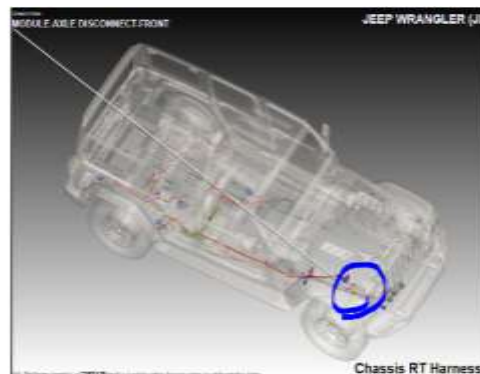
**Case Number:** S2008000084

**Release Date:** 06/10/2020

**Symptom/Vehicle Issue:** Cluster Service 4WD Light On

**Customer Complaint/Technician Observation:** Owner complains the 4-wheel drive service warning lamp turns on. Technician observed, the lamp is on and the vehicle may set any of the following associated DTC's C147B-92 Front Axle Disconnect Sensor-Performance Or Incorrect Operation, C147B-14 Front Axle Disconnect Sensor-Circuit Short To Ground Or Open, C1463-13 Front Axle Disconnect Control-Circuit Open, Front Axle Disconnect Control-Circuit Short TO Ground.

**Repair Procedure:** If any of the above DTC's are present as active or stored, inspect the following example locations for any obvious concerns as highlighted.




This document does not authorize warranty repairs. This communication documents a record of past experiences. STAR Online does not provide any conclusions about what is wrong with the vehicle. Rather, it captures all previous cases known that appear to be similar or related to the vehicle symptom / condition. You are the expert, and you are responsible for deciding on the appropriate course of action.

**Contact STAR Center, or your Technical Assistance Center Via TechCONNECT or eCONTACT ticket if no solution is found**

## STAR ONLINE PUBLICATION

---

1 – Review FAD Connector not being fully seated, for any pins not fully seated, wiring rubbing against connector dress, water ingress, debris or corrosion.



2 – Review Wiring at the Upper Control arm Clip for tight clip, wires underneath the convolute for damage or rubbing



This document does not authorize warranty repairs. This communication documents a record of past experiences. STAR Online does not provide any conclusions about what is wrong with the vehicle. Rather, it captures all previous cases known that appear to be similar or related to the vehicle symptom / condition. You are the expert, and you are responsible for deciding on the appropriate course of action.

**Contact STAR Center, or your Technical Assistance Center Via TechCONNECT or eCONTACT ticket if no solution is found**

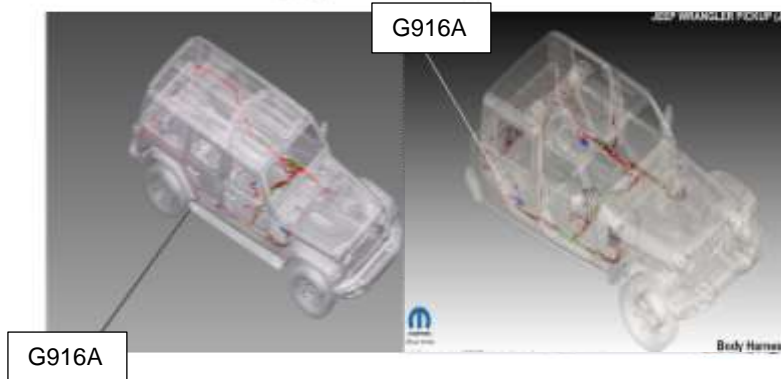
## STAR ONLINE PUBLICATION

---

3,4 – Review wiring at clipping points on Frame for rubbing damage, clips not fully inserted into frame, tight straps.



5 - Review Ground G916A for proper attachment, corrosion



Clean and secure any suspect locations to complete.

This document does not authorize warranty repairs. This communication documents a record of past experiences. STAR Online does not provide any conclusions about what is wrong with the vehicle. Rather, it captures all previous cases known that appear to be similar or related to the vehicle symptom / condition. You are the expert, and you are responsible for deciding on the appropriate course of action.

**Contact STAR Center, or your Technical Assistance Center Via TechCONNECT or eCONTACT ticket if no solution is found**