



## GFCI BREAKER RESET AND TEST PROCEDURE

<b>Bulletin Type:</b>	INC	<b>Publication Date:</b>	July 2020
<b>Bulletin #(s):</b>	20-020	<b>Make(s):</b>	JAYCO AND ENTEGRA COACH
<b>Model Year(s):</b>	MY17 TO MY21	<b>Model(s):</b>	CORNERSTONE, ANTHEM, ASPIRE, REATTA, EMBARK.

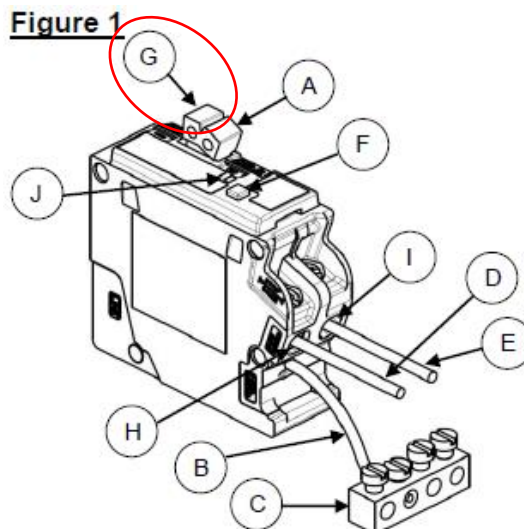
<b>Incident:</b>	The GFCI has tripped off due to a fault in the circuit and will not reset or test properly.
<b>Affected Units:</b>	Units with GFCI (Ground Fault Circuit Interrupter) breakers installed in the coach load center.

## INSTRUCTIONS


- C: GFCI breaker has tripped off and will not reset.
- C: There is a short or ground fault in the circuit.
- C: Correct the fault and reset the GFCI according to the proper procedure.

### Instructions for resetting the GFCI.

1. The handle "G" below should already be in the off or partially down position.

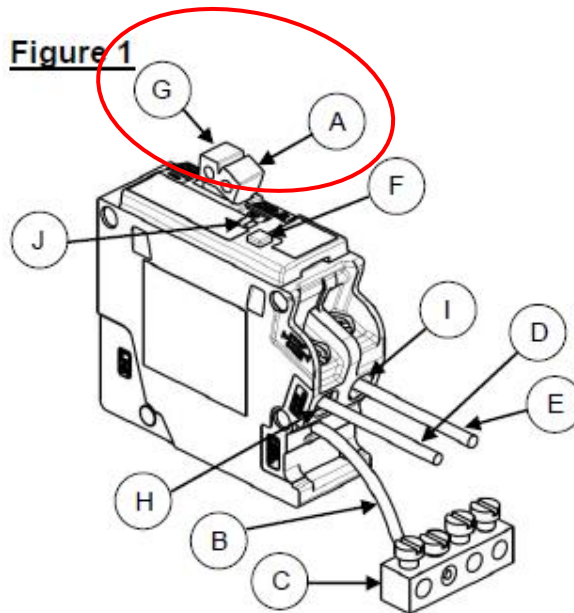


- Turn the main power to the unit off then on, disrupting and restoring power to the GFCI. This can be done either at the pedestal where the unit is plugged in or the 50 amp main breakers in the load center above the driver side window.



- On the GFCI breaker, pull the handle in the **“G”** position down to the **“A”** position, then push the handle up to the on position (with power on to the GFCI). The handle should hold in the up/on position completing the reset.

**Figure 1**



4. Test the GFCI function by pressing the TEST button (Figure 1) to verify the breaker trips to the OFF position. Reset the breaker by pulling the handle completely down, and then pushing the handle completely up to the “ON” position.




Figure 1.

**NOTE:**

The part and part number vary from year to year.

Jayco's sole obligation under our limited warranty is to repair or replace defective materials and/or workmanship deemed our responsibility as determined by Jayco in our sole discretion. Jayco reserves the right to use new and/or remanufactured parts or materials of similar quality to complete any work, and to make parts and/or design changes as appropriate without notice to anyone. Jayco designs and/or materials changes are done without obligation to incorporate such changes in previously manufactured product. Jayco makes every reasonable effort to ensure field remedies will not adversely affect performance and/or safety of the unit. This field remedy is not intended to extend to future performance of this RV, or any of its materials, components or parts beyond the standard warranty period. The RV owner's obligation to notify Jayco, or one of its independent, authorized dealers, of a claimed defect does not modify any obligation placed on the RV owner to contact Jayco directly when attempting to pursue remedies under state or federal law. Jan. 2019.

903 South Main Street • P.O. Box 460 • Middlebury, IN 46540