



Technical Service Bulletin

SUBJECT:		No: TSB-20-51-001	
UPDATES TO REAR WIPER AND WASHER INSPECTION - SMR		DATE: June 2020	
		MODEL: See below	
CIRCULATE TO:	<input type="checkbox"/> GENERAL MANAGER	<input checked="" type="checkbox"/> PARTS MANAGER	<input checked="" type="checkbox"/> TECHNICIAN
<input checked="" type="checkbox"/> SERVICE ADVISOR	<input checked="" type="checkbox"/> SERVICE MANAGER	<input type="checkbox"/> WARRANTY PROCESSOR	<input type="checkbox"/> SALES MANAGER

PURPOSE

This TSB updates the Exterior section of the affected Service Manuals to add information to the Windshield Wiper and Washer Removal and Installation procedures. Please replace with the following pages.

AFFECTED VEHICLES

- 2014 - 2020 Mirage

AFFECTED SERVICE MANUALS

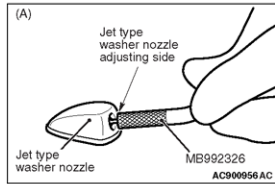
- 2014 - 2020 Mirage Service Manual, Group 51-Exterior



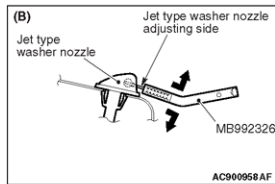
Please make the indicated changes to the 2014 Mirage Service Manual, Group 51-Exterior -> Windshield Wiper and Washer -> Removal and Installation.

EXTERIOR
 REAR WIPER AND WASHER

51-57



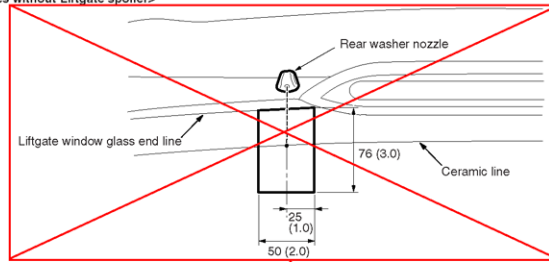
2. Insert the jet type washer nozzle adjusting side of the special tool Adjustment tool, washer nozzle (MB992326) into the injection part of the washer nozzle as shown in figure (A).



3. Move the special tool Adjustment tool, washer nozzle (MB992326) up and down to adjust the angle of the washer nozzle as shown in figure (B).

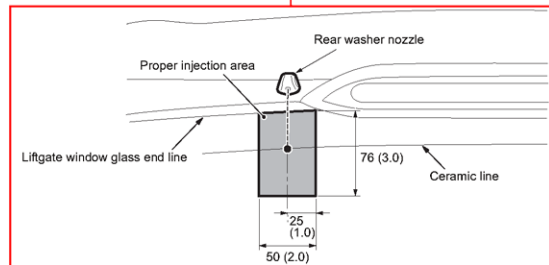
<Vehicles without Liftgate spoiler>

Unit: mm (in)



<Incorrect>

ACC06296AB



<Correct>

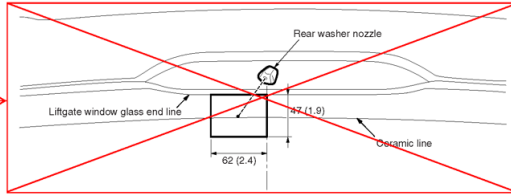
Please make the indicated changes to the 2014 Mirage Service Manual, Group 51-Exterior -> Windshield Wiper and Washer -> Removal and Installation.

51-58

EXTERIOR
 MARK

<Vehicles with Liftgate spoiler>

Unit: mm (in)



<Incorrect>

AC009297AB

CHECKING THE REAR WIPER AND WASHER SWITCH

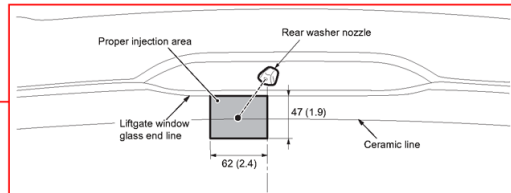
The rear wiper and washer switch can be checked for proper operation by confirming ETACS diagnostic trouble code. (Refer to GROUP 54A - ETACS P.54A-231)

MARK

LUBRICANT

M1511000400355

Item	Specified lubricant	Quantity
Degrease agent	Grease and dirt removal from parts surface	Parts cleaner (MZ100387 or equivalent)
		As required

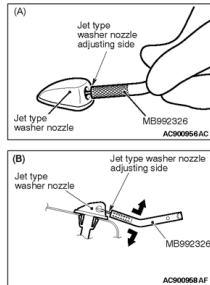


<Correct>

Please make the indicated changes to the 2015 Mirage Service Manual, Group 51-Exterior -> Windshield Wiper and Washer -> Removal and Installation.

51-56

EXTERIOR
REAR WIPER AND WASHER

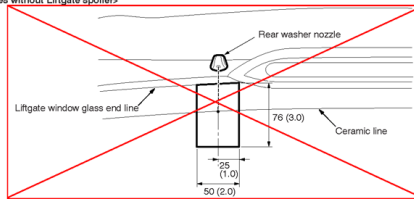


2. Insert the jet type washer nozzle adjusting side of the special tool Adjustment tool, washer nozzle (MB992326) into the injection part of the washer nozzle as shown in figure (A).

3. Move the special tool Adjustment tool, washer nozzle (MB992326) up and down to adjust the angle of the washer nozzle as shown in figure (B).

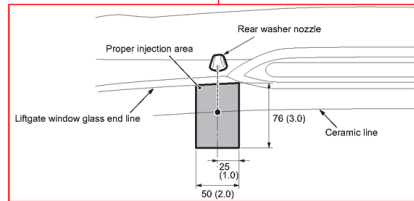
<Vehicles without Liftgate spoiler>

Unit: mm (in)



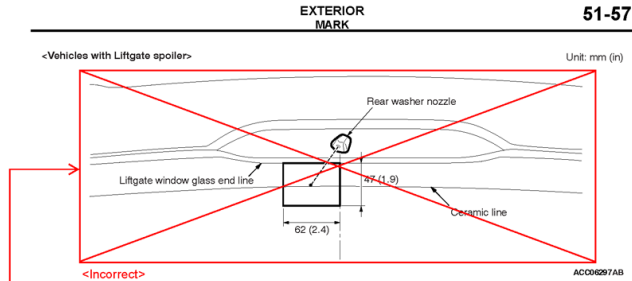
<Incorrect>

AC900958AB



<Correct>

Please make the indicated changes to the 2015 Mirage Service Manual, Group 51-Exterior -> Windshield Wiper and Washer -> Removal and Installation.



CHECKING THE REAR WIPER AND WASHER SWITCH

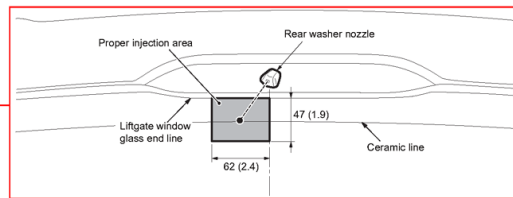
The rear wiper and washer switch can be checked for proper operation by confirming ETACS diagnostic trouble code. (Refer to GROUP 54A - ETACS P.54A-218)

MARK

LUBRICANT

M1511000400355

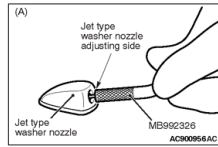
Item	Specified lubricant	Quantity
Degrease agent	Grease and dirt removal from parts surface Parts cleaner (MZ100387 or equivalent)	As required



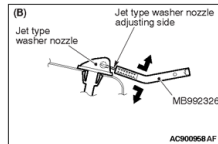
Please make the indicated changes to the 2017 Mirage Service Manual, Group 51-Exterior -> Windshield Wiper and Washer -> Removal and Installation.

51-60

EXTERIOR
 REAR WIPER AND WASHER



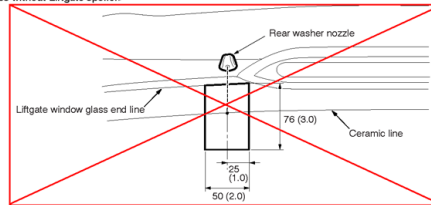
2. Insert the jet type washer nozzle adjusting side of the special tool Adjustment tool, washer nozzle (MB992326) into the injection part of the washer nozzle as shown in figure (A).



3. Move the special tool Adjustment tool, washer nozzle (MB992326) up and down to adjust the angle of the washer nozzle as shown in figure (B).

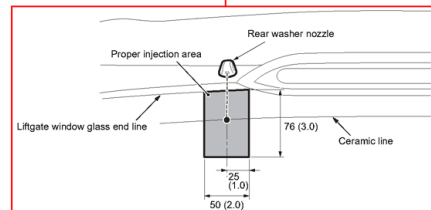
<Vehicles without Liftgate spoiler>

Unit: mm (in)



<Incorrect>

ACC09296AB



<Correct>

Please make the indicated changes to the 2017 Mirage Service Manual, Group 51-Exterior -> Windshield Wiper and Washer -> Removal and Installation.

**EXTERIOR
MARK**

51-61

<Vehicles with Liftgate spoiler> Unit: mm (in)

<Incorrect>

AC000297AB

CHECKING THE REAR WIPER AND WASHER SWITCH

The rear wiper and washer switch can be checked for proper operation by confirming ETACS diagnostic trouble code. (Refer to GROUP 54A - ETACS P.54A-246)

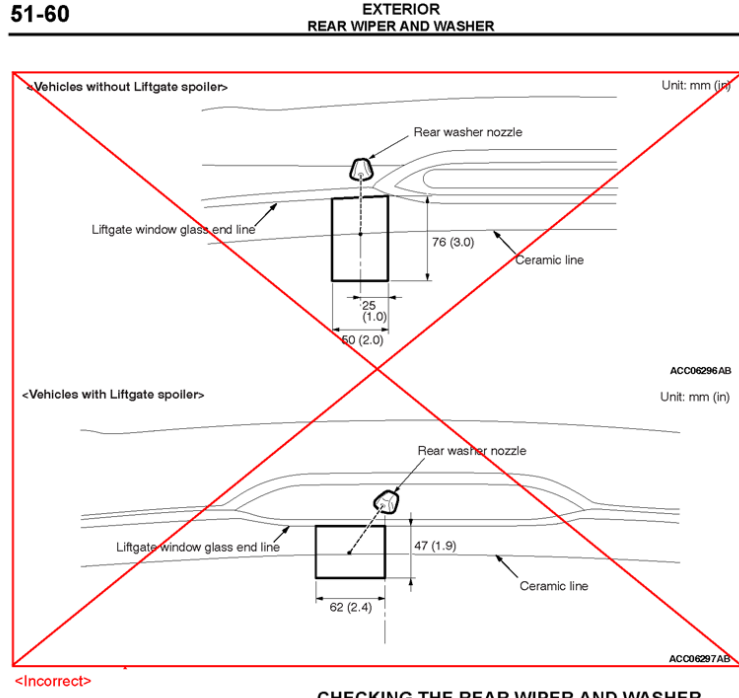
MARK

LUBRICANT M1511000400356

Item	Specified lubricant	Quantity
Degrease agent	Grease and dirt removal from parts surface	Parts cleaner (MZ100387 or equivalent)
		As required

<Correct>

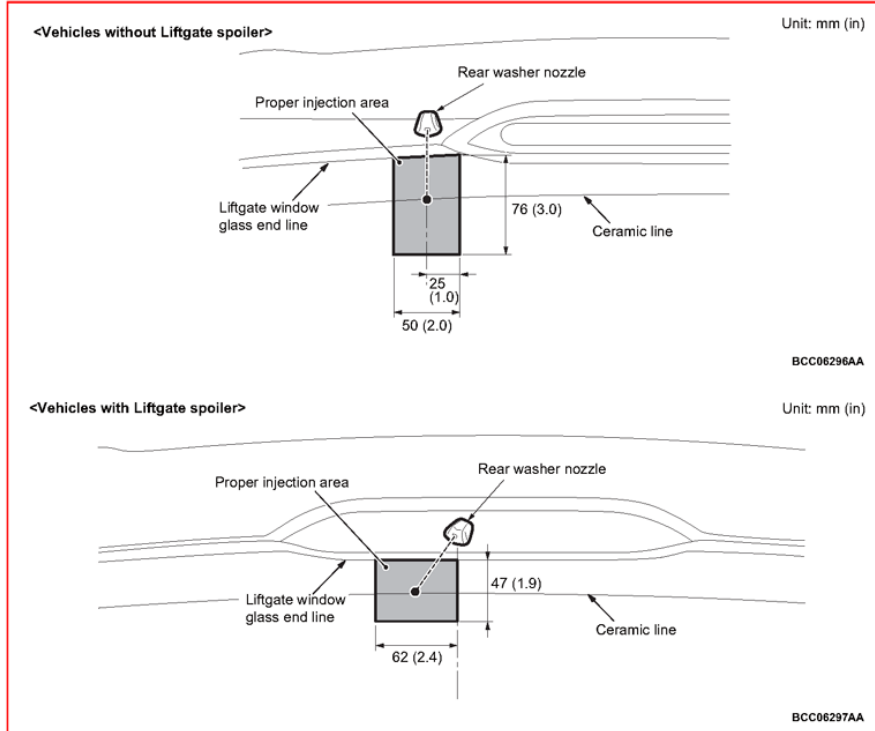
Please make the indicated changes to the 2018 Mirage Service Manual, Group 51-Exterior -> Windshield Wiper and Washer -> Removal and Installation.



CHECKING THE REAR WIPER AND WASHER SWITCH

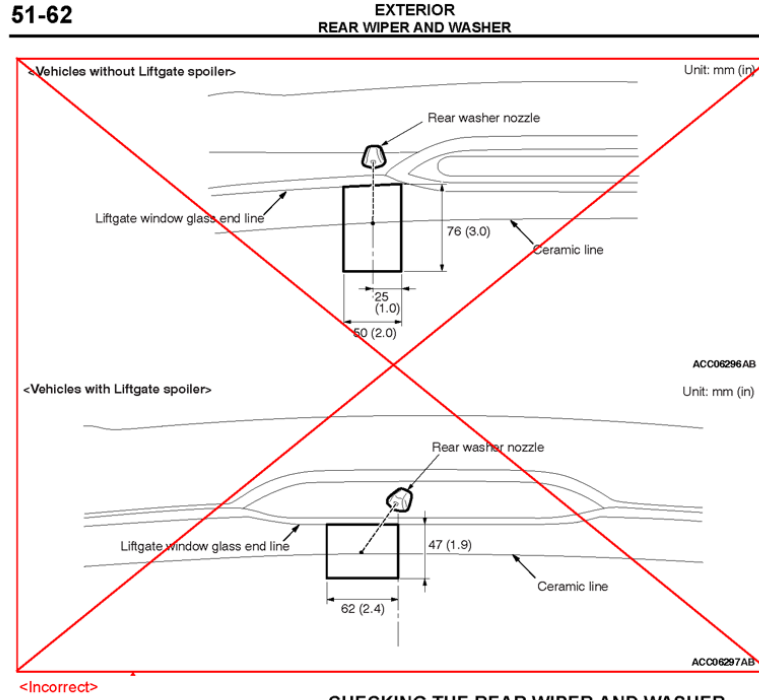
The rear wiper and washer switch can be checked for proper operation by confirming ETACS diagnostic trouble code. (Refer to GROUP 54A - ETACS [P.54A-279](#))

Please make the indicated changes to the 2018 Mirage Service Manual, Group 51-Exterior -> Windshield Wiper and Washer -> Removal and Installation.



<Correct>

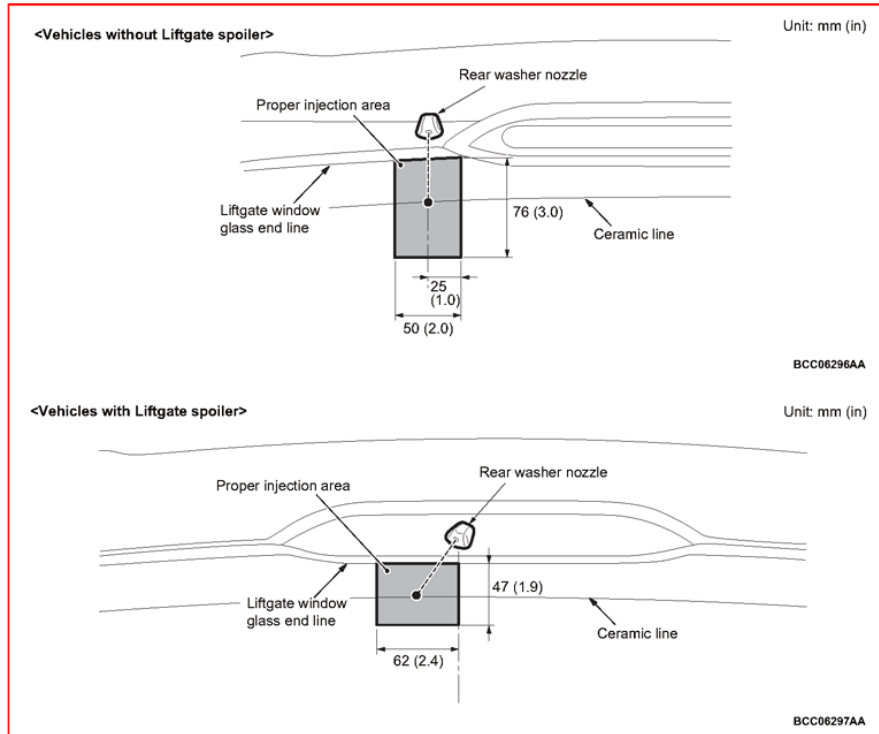
Please make the indicated changes to the 2019 Mirage Service Manual, Group 51-Exterior -> Windshield Wiper and Washer -> Removal and Installation.



CHECKING THE REAR WIPER AND WASHER SWITCH

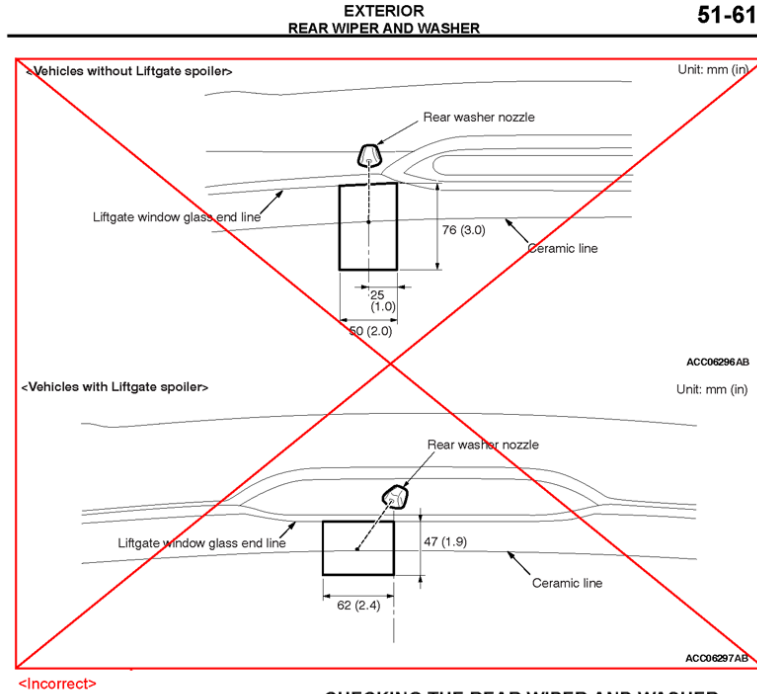
The rear wiper and washer switch can be checked for proper operation by confirming ETACS diagnostic trouble code. (Refer to GROUP 54A - ETACS [P.54A-281](#))

Please make the indicated changes to the 2019 Mirage Service Manual, Group 51-Exterior -> Windshield Wiper and Washer -> Removal and Installation.



<Correct>

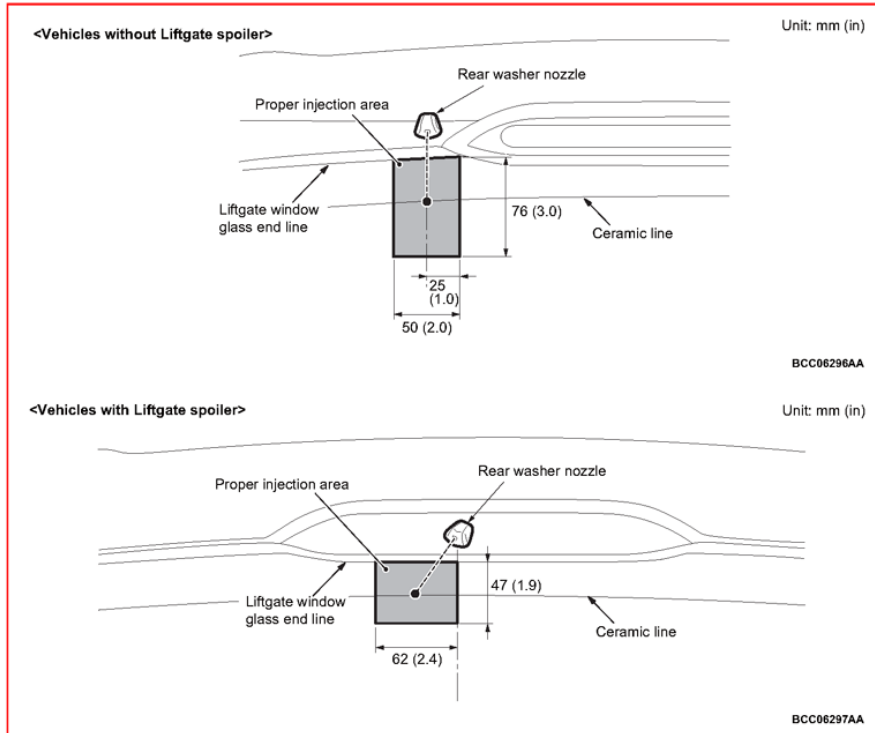
Please make the indicated changes to the 2020 Mirage Service Manual, Group 51-Exterior -> Windshield Wiper and Washer -> Removal and Installation.



CHECKING THE REAR WIPER AND WASHER SWITCH

The rear wiper and washer switch can be checked for proper operation by confirming ETACS diagnostic trouble code. (Refer to GROUP 54A - ETACS P.54A-281)

Please make the indicated changes to the 2020 Mirage Service Manual, Group 51-Exterior -> Windshield Wiper and Washer -> Removal and Installation.



<Correct>