



Mercedes-Benz

Campaign No. 2020040013, May 2020

TO: ALL MERCEDES-BENZ CENTERS

SUBJECT: **Model 907 (Sprinter), Model Year 2019**  
**Missing Speed Information Label**

Mercedes-Benz AG (“MBAG”), the manufacturer of Mercedes-Benz and Freightliner vans, has determined that on certain Sprinter vehicles from platform 907 (VS30), the information label indicating the maximum speed was not affixed to the spare wheel. Without the label, an operator could operate the vehicle in excess of the spare wheel’s maximum speed, increasing the risk of a crash. An authorized Mercedes-Benz or Freightliner Sprinter dealer will attach the speed limitation label on the spare wheel.

Prior to performing this Recall Campaign:

- Please check VMI to determine if the vehicle is involved in the Campaign and if it has been previously repaired.
- Please review the entire Recall Campaign bulletin and follow the repair procedure exactly as described.

Please note that Recall Campaigns **do not expire** and may also be performed on a vehicle with a vehicle status indicator.

Approximately **332** vehicles are involved.


Order No. V-RC-2020040013

This bulletin has been created and maintained in accordance with MBUSA-SLP S423QH001, Document and Data Control, and MBUSA-SLP S424HH001, Control of Quality Records.

**Operation no. of the operation texts or standard texts and flat rates**








|  | <b>Op. no.</b> | <b>Operation text</b>   | <b>Time</b> | <b>Acc. no.</b> |
|--|----------------|---|-------------|-----------------|
|  | 02 1767        | Operations: Check information label on spare wheel                  | 0.2h        | 58 917 61 7     |
|  | 02 1768        | Operations: Retrofit information label on spare wheel (after check) | 0.1h        | 58 917 61 7     |

1 Information label  
(MAX 34 mph)



D40.00-A001-75

|                     |  |   |                    |
|---------------------|--|---|--------------------|
| <b>⚠ Danger</b>     | <b>Risk of death</b> caused by vehicle slipping or toppling off of the lifting platform. | Align vehicle between vehicle lift columns and position the four support plates at the vehicle lift support points specified by the vehicle manufacturer. | AS00.00-Z-0010-01A |
| <b>Topical note</b> | Information on tires / rims  |   | AH40.10-P-9411-01A |
| <b>Topical note</b> | General information on rim / tire conversions  |   | AH40.10-P-1050-01A |

|  |   |   |  |
|--|---|---|--|
|                      | <b>Check</b>  |   |  |
| 1  | Check, whether the vehicle is affected by the measure.                    | <br>Only the entry in the "Extended VEGA Application" (EVA) system in the "Current" tab is decisive for authorized Mercedes-Benz service partners. An additional test of the affected vehicles in the workshop information system (WIS) or vehicle list is thereby not necessary.                |  |
| 2  | Raise vehicle.<br>Special instructions for lifting and supporting vehicle |   | AH00.60-N-0100-01TS<br>AR00.60-D-1000-04TS |
|  <b>Topical note</b> |   |   |  |
|  <b>AR</b>           |   |   |  |
| 3  | Check whether information label (1) is present on spare wheel.            | If information label (1) is present,<br><br>↓<br>Lower vehicle and end measure.<br>If information label (1) is not present,<br><br>↓<br>continue with operation step 4.   |  |
|  | <b>Attachment</b>   |   |  |
| 4  | Retrofit information label (1).   | <br>Bonding surface must be absolutely free of dust and grease. Otherwise, a sufficient degree of adhesion cannot be assured.<br><br><br>To do so, stick information label (1), as shown, onto spare wheel. |  |
| 5  | Lower vehicle.  |   | AR00.60-D-1000-04TS                        |
|  <b>AR</b>         |   |   |  |

#### Parts ordering note

| Part no.        | Designation                   | Quantity |
|-----------------|-------------------------------|----------|
| A 906 584 50 12 | Speed limit information label | 1        |