



## SIB 61 12 20

### TRUNK LOCK SWITCH INSIDE THE GLOVE COMPARTMENT IS MISSING

2020-05-18

This Service Information Bulletin (Revision #) replaces SI B61 12 20 **dated April 2020**.

**What's New** (Specific text highlighted):

- Labor Operation
- Production Date

## MODEL

E-Series	Model Description	Production Date
F90	M5 Sedan	Produced from July 1 <sup>st</sup> , 2019 to January 31 <sup>st</sup> , 2020
G30	5 Series Sedan	

## SITUATION

The trunk lock switch ("hotel"/valet switch) is missing in the glove compartment. This switch decouples the trunklid from the central locking system so that the trunklid cannot be opened.

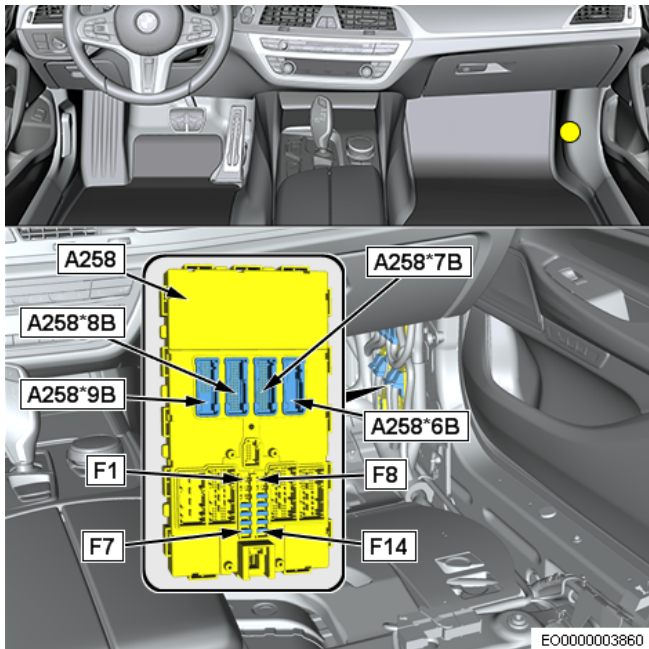
## CAUSE

Incorrectly built production vehicles.

## CORRECTION

Refer to the procedure section to retrofit the trunk lock switch.


## PROCEDURE



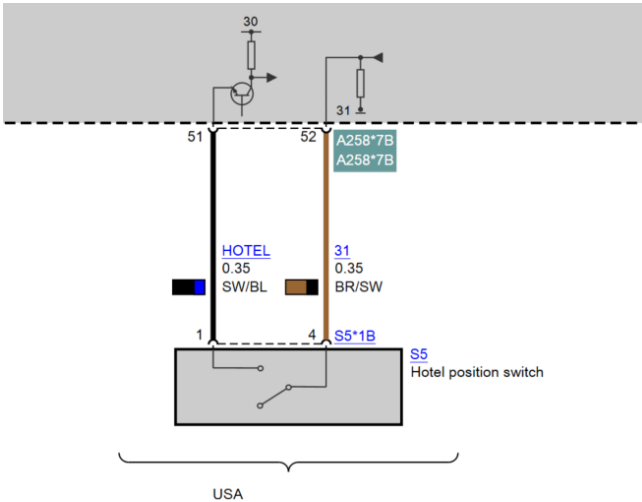
1. Disconnect all negative battery leads and access the BDC connector A258\*7B.

Refer to repair instructions 61 35 278 (**no removal of the BDC is necessary**).

2. Crimp the MQS bushing contacts onto the ends of both extension wires (900 mm long / 18 AWG diameter) and connect them to the hotel position switch using the universal socket housing.



3. Remove plastic cover and install the hotel position switch in the glove compartment.



4. Route the wiring from the hotel position switch to the BDC, and connect to pin 51 and 52 on connector A258\*7B

### **Important!**

Observe correct pin assignment:

Pin 1 of hotel position switch to pin 51 of BDC connector A258\*7B.

Pin 4 of hotel position switch to pin 52 of BDC connector A258\*7B.

Refer to central locking system wiring diagram 0000061190.

Route wiring along the exiting harness and secure with cable ties.

5. Reassemble the vehicle and verify function of the hotel switch.

## **PARTS INFORMATION**

Only use and invoice the part numbers below that apply.

Performing a part number look-up in ETK (EPC) by VIN or model in place of using/invoicing the following part numbers may result with the wrong part numbers being invoiced and installed, this could delay the payment of claim.

Part Number	Description	Quantity
61 31 925 3 780	Hotel position switch	1
61 13 838 0 696	Universal socket housing, uncoded	1
61 13 005 6 962	MQS bushing contact with cable	4
NPN	Electrical wire 18 AWG (0.75 mm-1.2 mm) (2 approximately 35 inches in lengths of wire).	Sublet

## **WARRANTY INFORMATION**

The work package below that applies is covered under the terms of the BMW New Vehicle Limited Warranty for Passenger Cars and Light Trucks.

<b>Defect Code:</b> 6131900100	<b>F90 G30 Hotel position switch missing</b>
--------------------------------	--

**Completion before the first vehicle delivery to a customer or the vehicle is already in the workshop-**

Work Pkg	Labor Operation	Description (Plus work)	Labor Allowance
# 1	00 69 533	Retrofit hotel position switch	Refer to AIR

Or:

**The vehicle arrives at your center and this retrofit repair is necessary (No other main work will be performed or claimed during this workshop visit)-**

Work Pkg	Labor Operation	Description (Main work)	Labor Allowance
# 2	00 69 030	Retrofit hotel position switch	Refer to AIR

Only one of the flat rate labor operation codes listed above can be used for claim submission/reimbursement purposes. Also, only one Main work flat rate labor operation code can be claimed per workshop visit.

### **Claim Repair Comments**

Only reference the SIB number and the work package (Pkg) number performed in the RO technician notes and the claim comments (For example: B61 12 20 WP 1), unless otherwise required by law.

And, as needed:

### **Sublet – Bulk Materials (RO and Claim Comments Required)**

<b>Sublet Code</b> 4	Up to \$3.00	Reimbursement for the repair-related NPN bulk wire
-------------------------	--------------	--

Sublet reimbursement for claiming the NPN bulk wire.

Enter this material cost in sublet and itemize the amount on the repair order and in claim comment section.