

STAR ONLINE PUBLICATION

Case Number: S1808000005

Release Date: 04/04/2020

Symptom/Vehicle Issue: No Start, Multiple Modules Are Not Responding

Discussion: For conditions of a no start with multiple modules not responding, inspect all power feed circuits to the BCM including the stand alone fuse Fig 1, 2, 3. Check and correct B+ A0 circuit, to the BCM Or 20 Amp standalone fuse as needed. For GU / Stelvio inspect the F82 fuse in the rear PDC to the BCM A901 circuit, Fig 4, 5.

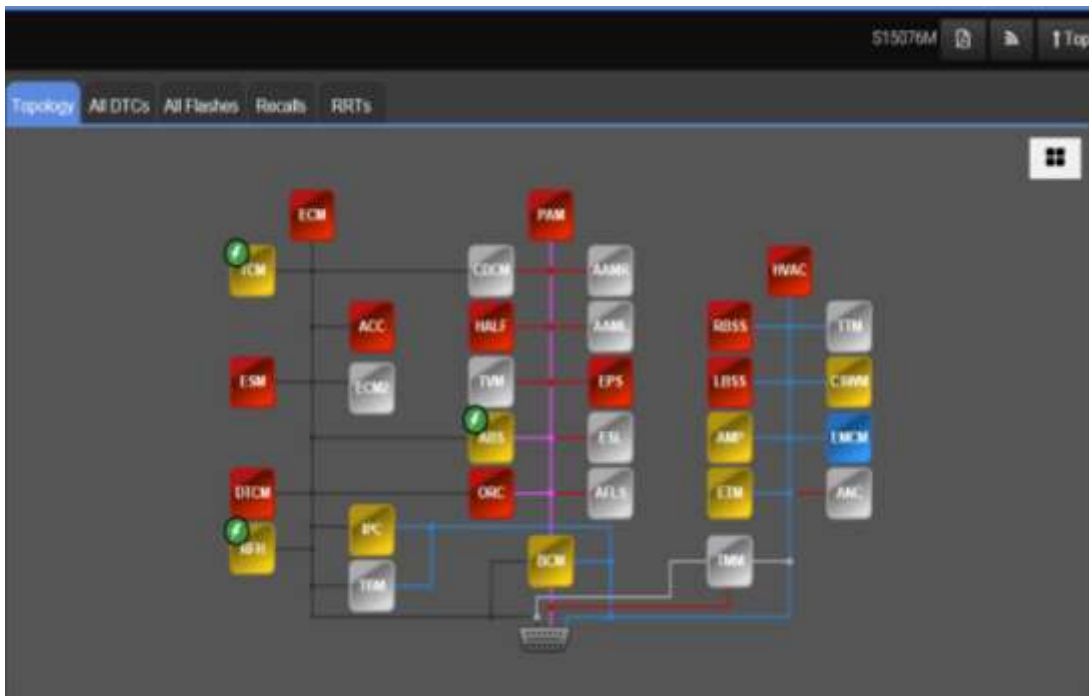


Fig 1

This document does not authorize warranty repairs. This communication documents a record of past experiences. STAR Online does not provide any conclusions about what is wrong with the vehicle. Rather, it captures all previous cases known that appear to be similar or related to the vehicle symptom / condition. You are the expert, and you are responsible for deciding on the appropriate course of action.

Contact STAR Center, or your Technical Assistance Center Via TechCONNECT or eCONTACT ticket if no solution is found

STAR ONLINE PUBLICATION

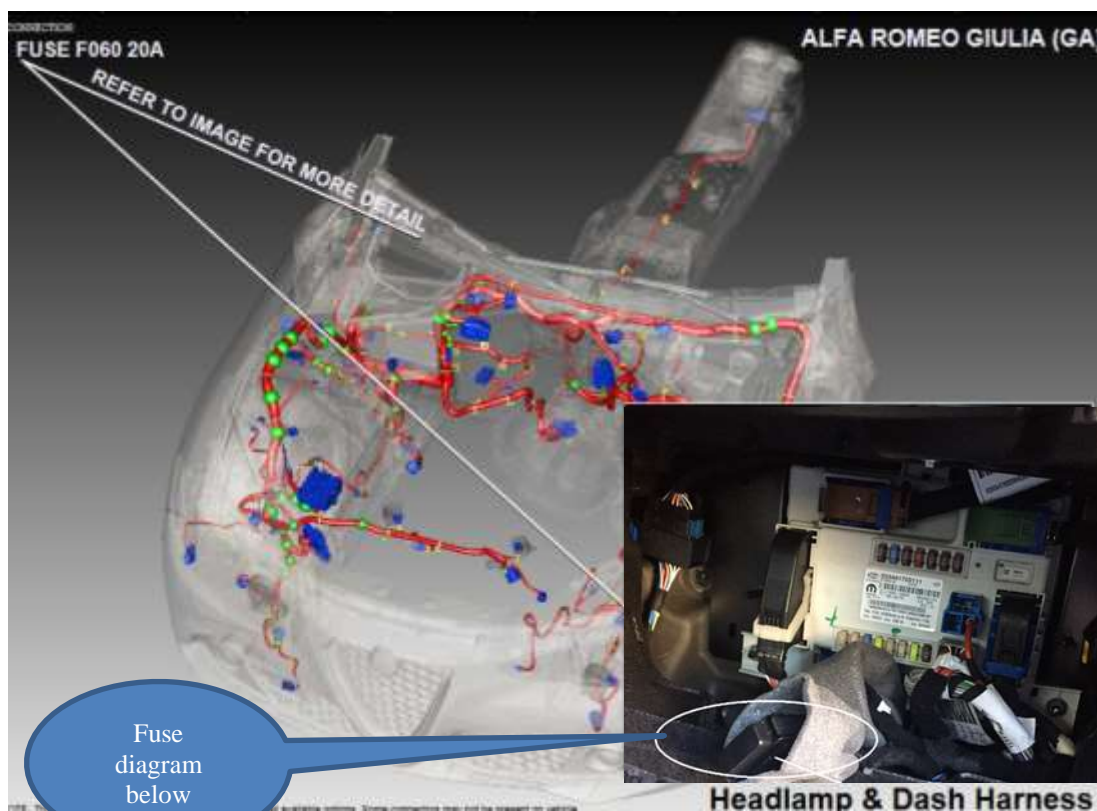


Fig 2

This document does not authorize warranty repairs. This communication documents a record of past experiences. STAR Online does not provide any conclusions about what is wrong with the vehicle. Rather, it captures all previous cases known that appear to be similar or related to the vehicle symptom / condition. You are the expert, and you are responsible for deciding on the appropriate course of action.

Contact STAR Center, or your Technical Assistance Center Via TechCONNECT or eCONTACT ticket if no solution is found

STAR ONLINE PUBLICATION

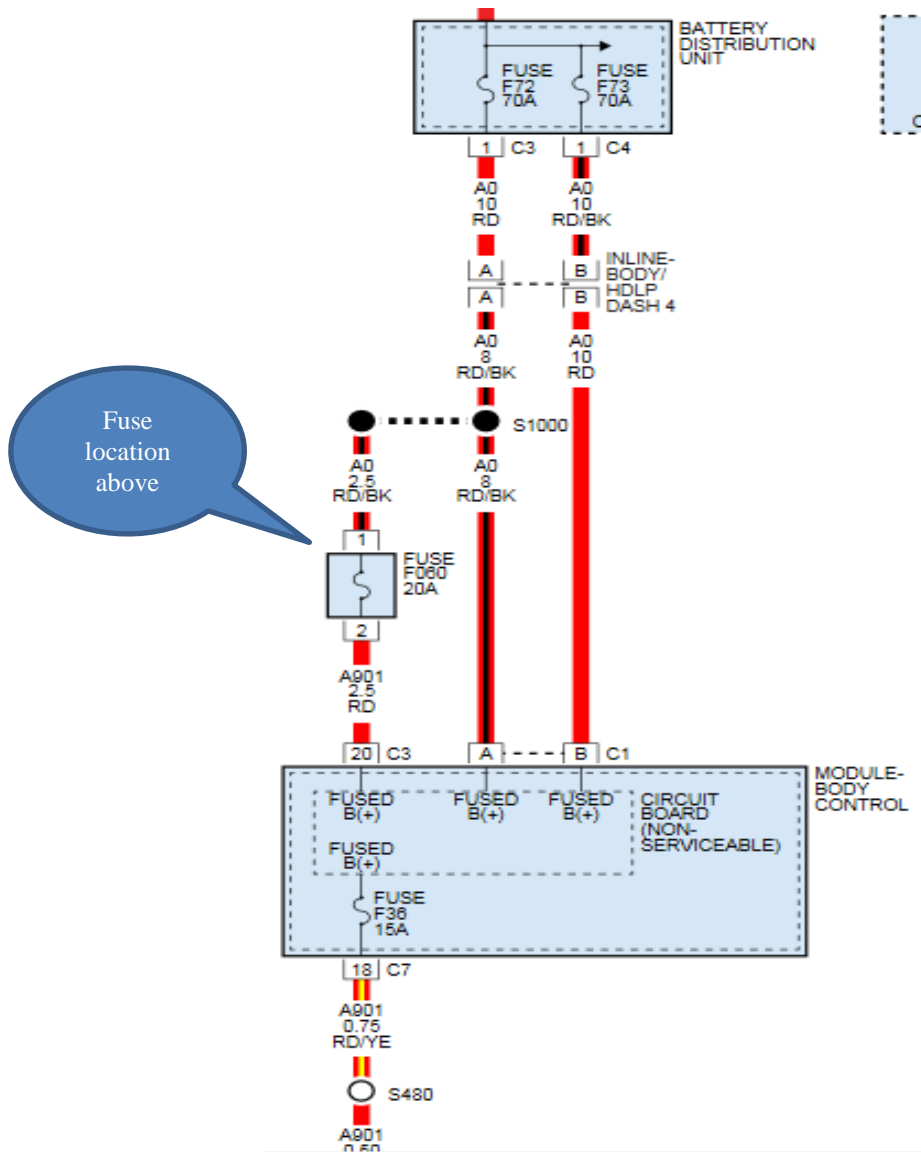


Fig 3

This document does not authorize warranty repairs. This communication documents a record of past experiences. STAR Online does not provide any conclusions about what is wrong with the vehicle. Rather, it captures all previous cases known that appear to be similar or related to the vehicle symptom / condition. You are the expert, and you are responsible for deciding on the appropriate course of action.

Contact STAR Center, or your Technical Assistance Center Via TechCONNECT or eCONTACT ticket if no solution is found

STAR ONLINE PUBLICATION

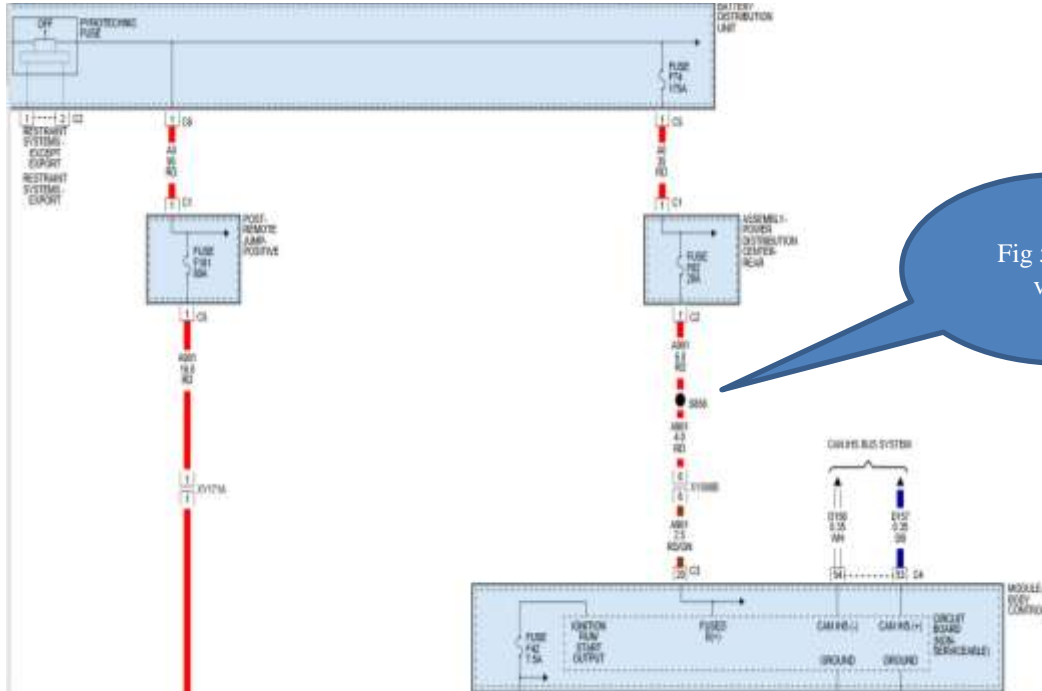


Fig 5 circuit view.



Fuse F82 (20 Amp JCASE Fuse) Located in the Rear PDC was Open/Blown

Fig 4

This document does not authorize warranty repairs. This communication documents a record of past experiences. STAR Online does not provide any conclusions about what is wrong with the vehicle. Rather, it captures all previous cases known that appear to be similar or related to the vehicle symptom / condition. You are the expert, and you are responsible for deciding on the appropriate course of action.

Contact STAR Center, or your Technical Assistance Center Via TechCONNECT or eCONTACT ticket if no solution is found

