



GROUP
BOD

MODEL
2011-2015MY
Sorento (XMa)

NUMBER
205

DATE
March 2020

TECHNICAL SERVICE BULLETIN

SUBJECT:

OCCUPANT DETECTION SYSTEM (ODS) SENSOR PAD REPLACEMENT

This bulletin provides the procedure to replace the front passenger Occupant Detection System (ODS) Sensor Pad on 2011-2015MY Sorento (XMa) vehicles produced from September 24, 2009 through December 11, 2014. If the Occupant Detection System (ODS) Sensor Pad is not operating properly, the airbag warning light will illuminate and the following DTC(s) may be stored:

Model	MY	DTC
Sorento (XMa)	2011 - 2013	B1763, B1764 and/or B1765
	2014 - 2015	B149000, B149300 and/or B149400

If the airbag warning light is illuminated and one or more of the above DTCs are stored, follow the procedure outlined in this bulletin to replace the passenger seat cushion ODS pad.



* NOTICE

Replacement of the complete seat cushion assembly for this concern is not required. Warranty claims submitted for seat cushion assemblies will be subject to chargeback.

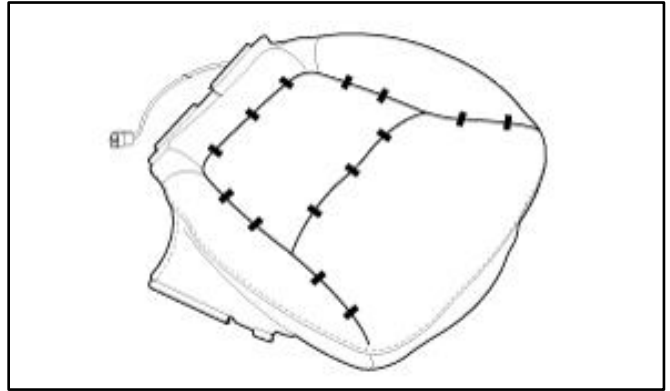
Printed TSB copy is for reference only; information may be updated at any time.
Always refer to KGIS for the latest information.

Circulate To: General Manager Service Manager Parts Manager
 Service Advisors Technicians Body Shop Manager Fleet Repair

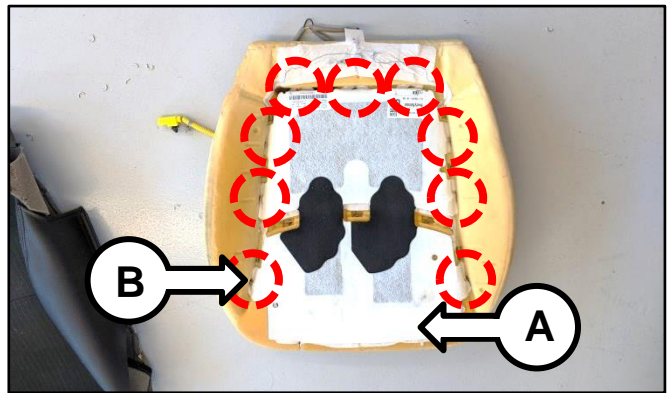

OCCUPANT DETECTION SYSTEM (ODS) SEAT PAD - PARTIAL REPLACEMENT

Repair Procedure:


1. Remove the seat cushion cover by referring to the "Body (Interior and Exterior) → Seat & Power Seat → Front Seat → Repair procedures" chapter in the applicable Shop Manual on KGIS.




2. Using wire cutters, cut the nine (9) ODS retaining pad (A) clips (B).



3. Using a heat gun, carefully apply heat to the front pad area shown to loosen the adhesive backing from the ODS sensor pad.




4. On the reverse side of the seat cushion, using a heat gun, apply heat to the ODS Module (C) to **carefully** remove it from the seat cushion.



SUBJECT:

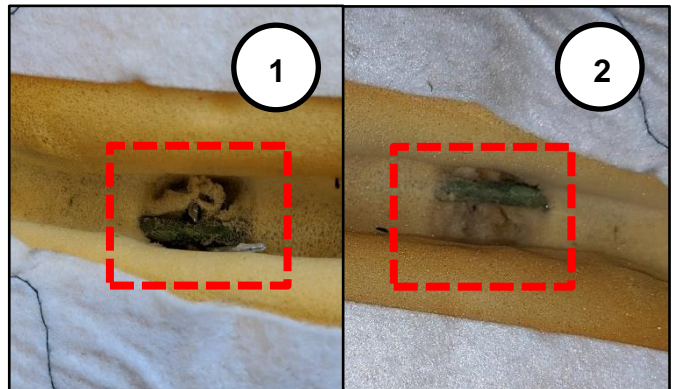
OCCUPANT DETECTION SYSTEM (ODS) SEAT PAD - PARTIAL REPLACEMENT

- Remove the ODS padding from the seat cushion.

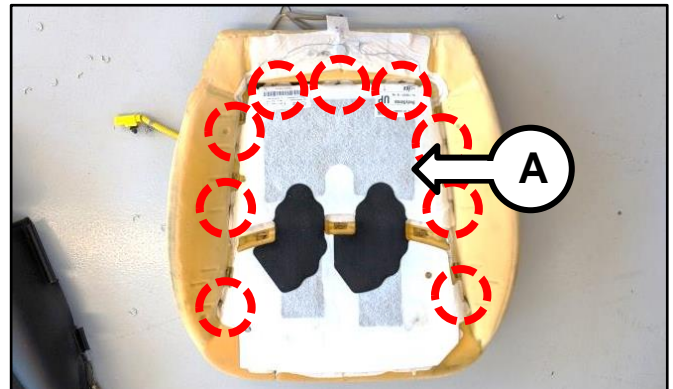



- ⓘ IMPORTANT**

Remove debris from inside the foam pad holes (Image 1) where the seat cover and ODS pad clips were cut. All holes must be clear of all debris (Image 2) as to expose the seat cushion rod.



- Lay the new ODS sensor pad (A) by aligning all of the nine (9) ODS sensor pad tabs to the seat cushion and route the coax cable down and in through the existing cushion cutaway shown below.



- Using the SST 09880 4F000A, insert each clip through the retaining ODS sensor pad and crimp to the seat cushion rod to secure pad.




SUBJECT:

OCCUPANT DETECTION SYSTEM (ODS) SEAT PAD - PARTIAL REPLACEMENT

9. Turn the seat cushion over, insert and adhere the ODS module back onto the bottom of the seat cushion.


Note: Ensure that the coax cable is still properly inserted through the seat cushion cutaway.



10. Reinstall the bottom seat cover in the reverse order of removal.

* NOTICE

The SST 09880 4F000A will be needed to secure the seat cover back onto the seat cushion. Refer to step 8 for crimping instructions.



11. Reinstall all other removed parts in the reverse order of removal.

12. Confirm heated seat and ODS sensor pad is operating as designed.

SUBJECT:

OCCUPANT DETECTION SYSTEM (ODS) SEAT PAD - PARTIAL REPLACEMENT

AFFECTED VEHICLE RANGE:

Model	Production Date Range
Sorento (XMa)	September 24, 2009 to December 11,2014

REQUIRED TOOL:

Tool Name	Part Number	Figure	Comments
Hong Ring Plier	09880 4F000A		Located in Drawer 10 of the SST Cabinet.

REQUIRED PART:

Part Name	Part Number	Figure	Qty.	Comments
ODS Sensor Pad	88950 1U500FFF		1	Non-ventilated
ODS Sensor Pad	88950 1U510FFF		1	Ventilated
Hog Ring	M0824 88049		1	Package contains 29 pieces.

WARRANTY INFORMATION:

N Code: I11 C Code: ZZ4

Claim Type	Causal P/N	Qty.	Repair Description	Labor Op Code	Op Time	Replacement P/N	Qty.
W	(non-ventilated) Refer to EPC for Front Passenger Seat Cushion Assy	0	ODS Sensor Pad Partial Replacement	89590F01	1.5 M/H	89950 1U500FFF	1
						M0824 88049	1
	(ventilated) Refer to EPC for Front Passenger Seat Cushion Assy					88950 1U510FFF	1
						M0824 88049	1

Note: Op Time includes KDS DTC reading and clearing code.