



GROUP
BOD

MODEL
2016MY
Optima (JFa)

NUMBER
201


DATE
March 2020

TECHNICAL SERVICE BULLETIN

SUBJECT:

PANORAMIC SUNROOF BUZZING NOISE REPAIR

This bulletin provides information on some 2016MY Optima (JFa) vehicles, produced from September 28, 2015 to September 26, 2016, which may exhibit a buzzing noise that may increase with intensity in conjunction with the HVAC fan speed. Follow the procedure outlined in this bulletin to perform the repair as instructed.




Printed TSB copy is for reference only; information may be updated at any time.
Always refer to KGIS for the latest information.

Circulate To: General Manager Service Manager Parts Manager
 Service Advisors Technicians Body Shop Manager Fleet Repair

Weather Strip Inspection and Repair Procedure:

1. Inspect the weather strip (A).


If the weather strip is loose (B), experiencing a fluttering noise, proceed to the next step.



2. Partially remove the affected area of weather strip and clean the contact surface between the strip and sunroof frame using alcohol or a general purpose adhesive cleaner.

*** NOTICE**


Failure to thoroughly clean old adhesive or foreign material from the contact surface may result in an ineffective or repeat repair.



3. Apply a thin bead of adhesive to the weather strip.



4. Push the weather strip down onto the sunroof frame and apply pressure for approximately 30 seconds until the weather strip has properly adhered to the sunroof frame.



5. After ensuring that the adhesive has cured, open and close the sunroof several times to confirm proper installation of the weather strip.



SUBJECT:

PANORAMIC SUNROOF INSPECTION AND REPAIR

AFFECTED VEHICLE RANGE:

Model	Production Date Range
Optima (JFa)	September 28, 2015 to September 26, 2016

REQUIRED SUPPLIES:

Part Name	Qty.	Figure	Comments
Gorilla Super Glue	1		Sourced locally One 20g bottle will cover at least 10 vehicles
3M Adhesive Cleaner	1		Sourced locally One quart will cover at least 100 vehicles

WARRANTY INFORMATION:

N Code: Q57# C Code: ZZ3

Claim Type	Causal P/N	Qty.	Repair Description	Labor Op Code	Op Time	Replacement P/N	Qty.
W	81610 D4010	0	Weather Strip Repair	81619F01	0.3 M/H	N/A	0

