	Technical Service Bulletin	Transaction No:	2058272/1
01-20-02 - Update Programming DTCs P0456, P2096, P2097, P2098 or P2099		Release date:	3/16/20

Condition

Applicable Vehicles					
Model(s)	Year	Eng. Code	Trans. Code	VIN Range From	VIN Range To
Atlas	2018 - 2019	3.6L (CDVC)	All	CA_JC000001	CA_KC999999

Revision Table			
Instance Number	Published Date	Version Number	Reason For Update
2058272/1	3/16/20	01-20-02	Original publication.



Tip:

This software update also includes an improvement to reduce thermal stress on the catalytic converter.

One or more of the following fault code(s) may be stored in the Engine Control Module (ECM) Fault Memory:

DTC	Description
P0456	EVAP System Leak Detected (Very Small Leak)
P2096	Post Catalyst Fuel Trim System Too Lean Bank 1
P2097	Post Catalyst Fuel Trim System Too Rich Bank 1
P2098	Post Catalyst Fuel Trim System Too Lean Bank 2
P2099	Post Catalyst Fuel Trim System Too Rich Bank 2




Note:

DO NOT diagnose or replace components due to the above faults **before** performing the update function as explained in this bulletin.

Technical Background

Improved ECM software to prevent erroneous fault codes.

	Technical Service Bulletin	Transaction No:	2058272/1
01-20-02 - Update Programming DTCs P0456, P2096, P2097, P2098 or P2099		Release date:	3/1620

Production Solution

Improved software implemented at Start of Production (SOP) MY20.

Service

Update-Programming Procedure:

Critical Warning: : The Midtronics battery charger **must** be connected to the vehicle battery for the duration of the programming, to ensure the battery state of charge remains above 12.5 volts during the update process. If the battery drops below 12.5 volts, the programming could fail which may result in damage to the control module. Control modules damaged by inadequate voltage will not be covered under the warranty policy. The technician should verify the vehicle voltage prior to starting the update process, and should monitor the voltage for the duration of the update.



WARNING:

Radiator Fan(s) may cycle ON high speed during the Update Process! There is a risk that personal injury may result if contact is made with spinning fan blades.

Keep hands and all objects away from Radiator Fan(s) during Update Process!



Note:

Prior to launching the ODIS Service diagnostic applications and starting control module update process, confirm tester screen saver and power settings in accordance with Diagnostic Device Hardware & Windows® - VHW-20-02 Change Power Options After Windows®10 Upgrade. Failure to do so may result in the tester entering power save mode during data transfer, and subsequent control module failure. When using a VAS 6150/X or 6160/X tester in conjunction with a VAS 6154 wireless transmitter head for a flash procedure, connect a USB cable between the transmitter head and the tester. Failure to do so may lead to errors during the flash procedure.

VAS tools must only be used with their power adapters plugged in. Under no circumstances should they be used on battery power alone during the programming procedure.



Tip:

To Update-Programming using Software Version Management (SVM), **review and follow** instructions in **Technical Bulletin Instance 2014603** "Software Version Management".


The SVM process must be completed in its entirety so the database receives the update confirmation response. A warranty claim may not be reimbursed if there is no confirmation response to support the claim or action is carried out that is not explicitly stated in the Technical Bulletin.




Note:

For MY18 Atlas vehicles: if the software update via SVM Unit Code is not successful, ensure that vehicle update 23X1 (if applicable to this VIN) has been successfully completed, before performing the Engine Control Module software update described in this technical bulletin.

- Update the Engine Control Module using the SVM Unit code as listed in the table below:

	Technical Service Bulletin	Transaction No:	2058272/1
01-20-02 - Update Programming DTCs P0456, P2096, P2097, P2098 or P2099		Release date:	3/1620

Model	Engine	Old Software Part No.	Old Software Version	New Software Part No.	New Software Version (or higher)	SVM Unit Code
MY18 Atlas	3.6L (CDVC)	03H 906 026 E	6024 6384 6695 7232 9930	03H 906 026 E	9970	43E7
			6025 6385 6696 9931			
			6026 6389 6697 9932			
MY19 Atlas	3.6L (CDVC)	03H 906 026 R	6027 6416 6525 6692 9928	03H 906 026 R	9970	43E7
			6028 6417 6526 6693 9927			
			6029 6418 6527			
		03H 906 026 AA		03H 906 026 AA	9970	43E7

	Technical Service Bulletin	Transaction No:	2058272/1
01-20-02 - Update Programming DTCs P0456, P2096, P2097, P2098 or P2099		Release date:	3/1620


			6694			
			9929			



Tip:

The procedure can be found in GFF under Functions/ Component Selection, Software Version Management, Adapting Software.


Ensure attached ECM/TCM Tuning Form has been completed and signed by customer as required in SVM Technical Bulletin Instance 2014603.

	Technical Service Bulletin	Transaction No:	2058272/1
01-20-02 - Update Programming DTCs P0456, P2096, P2097, P2098 or P2099		Release date:	3/1620

Warranty

To determine if this procedure is covered under Warranty, always refer to the Warranty Policies and Procedures Manual ¹⁾

Model(s)	Year(s)	Eng. Code(s)	Trans. Code(s)	VIN Range From	VIN Range To					
Atlas	2018 - 2019	3.6L (CDVC)	All	CA_JC000001	CA_KC999999					
SAGA Coding										
Claim Type:	Use applicable Claim Type ¹⁾									
Service Number:	Damage Code	HST		Damage Location (Depends on Service No.)						
2470	0039	-		-						
Parts Manufacturer	Atlas			WWO ²⁾						
Labor Operation ³⁾ : Battery Charge			27068950 = See Elsa for the latest time units							
Labor Operation ³⁾ : Update Programming			See GFF Time expenditure							
Causal Part: Select Labor Operation			01500000							
Diagnostic Time ⁴⁾										
GFF Time expenditure	01500000 = 50 TU max			YES						
Road Test	01210002 = 00 TU 01210004 = 00 TU			NO						
Technical Diagnosis	01320000 = 00 TU max.			NO						
Claim Comment: Input "As per Technical Bulletin 2058272" in comment section of Warranty Claim.										
¹⁾ Vehicle may be outside any Warranty in which case this Technical Bulletin is informational only. ²⁾ Code per warranty vendor code policy. ³⁾ Labor Time Units (TUs) are subject to change with ELSA updates. ⁴⁾ Documentation required per Warranty Policies and Procedures Manual.										

	Technical Service Bulletin	Transaction No:	2058272/1
01-20-02 - Update Programming DTCs P0456, P2096, P2097, P2098 or P2099		Release date:	3/1620

Required Parts and Tools

No Special Parts required.

Tool Description	Tool No:
Midtronics Battery Tester/Charger	GRX3000VAS or MTRMSP0702 battery maintainer/charger
VAS Diagnostic Tool	VAS 6150/X & VAS 6160/X and ODIS Service with: current online updates

Additional Information

All part and service references provided in this Technical Bulletin are subject to change and/or removal. Always check with your Parts Dept. and Repair Manuals for the latest information.



OWNER INFORMATION ABOUT CONTROL MODULE TUNING* ACKNOWLEDGEMENT AND AUTHORIZATION FOR REPROGRAMMING (REFLASHING) OF CONTROL MODULE(S)


*) "TUNING" is described as the addition of or modification of any component which causes a Volkswagen vehicle to perform outside the normal parameters and specifications approved by Volkswagen Group of America / Volkswagen Group Canada.

Date: _____

Dealer Number: _____

Vehicle Identification Number: _____

Repair Order Number: _____



Dealer stamp

I _____, owner or driver of the above identified Volkswagen, confirm:

☐ "Tuning" as described above (especially power increasing modifications) has NOT been performed on my vehicle.

☐ "Tuning" as described above has been performed on my vehicle and the following components were modified or installed:

TUNING was performed by (Please provide Company name and telephone number, if you wish us to contact them):

I understand that if my Control Module is determined to have been tuned, any damage caused by the tuning of the Control Module (including adverse emissions consequences) will not be covered by VWGoA / VGC warranties.

I am permitting an authorized Volkswagen Dealer to reflash (update) my Control Module, and by doing so, I understand that this process will automatically overwrite (destroy) and permanently delete any tuning program that was previously installed on the Control Module of my Volkswagen vehicle.

By signing below, I fully acknowledge and understand that the tuning program will not be restored and VWGoA / VGC, will not be liable in any way for the loss of tuning data.

Signature of Customer