	<b>Technical Service Bulletin</b>	Transaction No:	2055158/2
<b>01-19-04 - Update Programming, DTC P068A stored in -J623- Engine/Motor Control Module</b>		Release date:	3/19/2020

## Condition

Applicable Vehicles					
Model(s)	Year	Eng. Code	Trans. Code	VIN Range From	VIN Range To
Jetta	2017-2018	1.4T (CZTA)	All	All	All

Revision Table			
Instance Number	Published Date	Version Number	Reason For Update
2055158/2	03/19/20	01-19-04	To include an additional model year applicability.
2055158/1	08/26/19	01-19-04	Original publication.

The following fault code will be stored in the ECM Fault Memory:


DTC	Description
P068A	ECM/PCM Power Relay De-Energized Performance - Too Early

## Technical Background

Current Engine/Motor Control Module (ECM) **-J623-** software incorrectly identifies main relay fault.

## Production Solution

Improved Engine Control Module (ECM) software implemented.

	<b>Technical Service Bulletin</b>	Transaction No:	2055158/2
<b>01-19-04 - Update Programming, DTC P068A stored in -J623-Engine/Motor Control Module</b>		Release date:	3/19/2020

## Service

### Update-Programming Procedure:

**Critical Warning:** : The Midtronics battery charger **must** be connected to the vehicle battery for the duration of the programming, to ensure the battery state of charge remains above 12.5 volts during the update process. If the battery drops below 12.5 volts, the programming could fail which may result in damage to the control module. Control modules damaged by inadequate voltage will not be covered under the warranty policy. The technician should verify the vehicle voltage prior to starting the update process, and should monitor the voltage for the duration of the update.



### **WARNING:**

Radiator Fan(s) may cycle ON high speed during the Update Process! There is a risk that personal injury may result if contact is made with spinning fan blades.

Keep hands and all objects away from Radiator Fan(s) during Update Process!



### **Note:**

Prior to launching the ODIS Service diagnostic applications and starting control module update process, confirm tester screen saver and power settings in accordance with Special Tools and Equipment - Service Information Circular # VVT-12-02. Failure to do so may result in the tester entering power save mode during data transfer, and subsequent control module failure. When using a VAS 6150/X or 6160/X tester in conjunction with a VAS 5054A wireless transmitter head for a flash procedure, connect a USB cable between the transmitter head and the tester. Failure to do so may lead to errors during the flash procedure.




### **Tip:**

To Update the Programming using Software Version Management (SVM), **review and follow** instructions in **Technical Bulletin Instance 2014603** "Software Version Management".

The SVM Process must be completed in its entirety so the database receives the update confirmation response. A warranty claim may not be reimbursed if there is no confirmation response to support the claim.

- Inspect the current Engine Control Module (ECM) Software Part No. and Version No., if the vehicle does not have the latest Software Part No. and Version No., update the ECM using the SVM Unit code as listed in the table below.
- If the Engine Control Module (ECM) Software Part No. and Version No. are at the latest level, this bulletin does not apply. Further diagnosis is necessary.

	<b>Technical Service Bulletin</b>	Transaction No:	2055158/2
<b>01-19-04 - Update Programming, DTC P068A stored in -J623-Engine/Motor Control Module</b>		Release date:	3/19/2020

Model	Engine	Old Software Part No.	Old Software Version	New Software Part No.	New Software Version (or higher)	SVM Unit Code
Jetta	CZTA	04E 906 023 BJ	3911 4350 4539 5008	04E 906 023 BJ	6855	3FEB
Jetta	CZTA	04E 906 023 BK	3910 4349 4538 5007	04E 906 023 BK	6854	3FEB
Jetta	CZTA	04E 906 023 AK	2849 3318 3532 3670	04E 906 023 BJ	6855	3FEB
Jetta	CZTA	04E 906 023 AL	2850 3317 3439 3531 3669	04E 906 023 BK	6854	3FEB




**Tip:**

The procedure can be found in GFF under Functions/ Component Selection, Software Version Management, Adapting Software.


The SVM Process must be completed in its entirety so the database receives the update confirmation response. A warranty claim may not be reimbursed if there is no confirmation response to support the claim or action is carried out that is not explicitly stated in the Technical Bulletin.

Ensure attached ECM/TCM Tuning Form has been completed and signed by customer as required in SVM Technical Bulletin Instance 2014603.

	<b>Technical Service Bulletin</b>	Transaction No:	2055158/2
<b>01-19-04 - Update Programming, DTC P068A stored in -J623-Engine/Motor Control Module</b>		Release date:	3/19/2020

## Warranty

<b>To determine if this procedure is covered under Warranty, always refer to the Warranty Policies and Procedures Manual 1)</b>					
Model(s)	Year	Eng. Code	Trans. Code	VIN Range From	VIN Range To
Jetta	2017-2018	1.4T (CZTA)	All	All	All
<b>SAGA Coding</b>					
<b>Claim Type:</b>		<b>Use applicable Claim Type 1)</b>			
<b>Service Number:</b>	<b>Damage Code</b>	<b>HST</b>	<b>Damage Location (Depends on Service No.)</b>		
2470	0039	--	--		
<b>Parts Manufacturer</b>	Jetta		3ME 2)		
<b>Labor Operation 3) : Charge Battery</b>			27068950 = 10 TU		
<b>Labor Operation 3) : Update Programming</b>			See GFF Time expenditure		
<b>Causal Part: Select Labor Operation</b>			01500000		
<b>Diagnostic Time 4)</b>					
<b>GFF Time expenditure</b>	01500000 = 50 TU max.		YES		
<b>Road Test</b>	01210004 = 00 TU		NO		
<b>Technical Diagnosis</b>	01320000 = 00 TU max.		NO		
<b>Claim Comment:</b> Input "As per Technical Bulletin 2055158" in comment section of Warranty Claim.					
<ol style="list-style-type: none"> <li>1) Vehicle may be outside any Warranty in which case this Technical Bulletin is informational only.</li> <li>2) Code per warranty vendor code policy.</li> <li>3) Labor Time Units (TUs) are subject to change with ELSA updates.</li> <li>4) Documentation required per Warranty Policies and Procedures Manual.</li> </ol>					

	<b>Technical Service Bulletin</b>	Transaction No:	2055158/2
<b>01-19-04 - Update Programming, DTC P068A stored in -J623- Engine/Motor Control Module</b>		Release date:	3/19/2020

## Required Parts and Tools

No special parts required.

Tool Description	Tool No.
Midtronics Battery Tester/Charger	GRX3000VAS or MTRMSP0702 battery maintainer/charger
VAS Diagnostic Tool	VAS6150/x & VAS 6160/X with: ODIS Service with current online updates

## Additional Information

All part and service references provided in this Technical Bulletin are subject to change and/or removal. Always check with your Parts Dept. and Repair Manuals for the latest information.



**OWNER INFORMATION ABOUT CONTROL MODULE TUNING\*  
ACKNOWLEDGEMENT AND AUTHORIZATION FOR  
REPROGRAMMING (REFLASHING) OF CONTROL MODULE(S)**


\*) "TUNING" is described as the addition of or modification of any component which causes a Volkswagen vehicle to perform outside the normal parameters and specifications approved by Volkswagen Group of America / Volkswagen Group Canada.

Date: \_\_\_\_\_

Dealer Number: \_\_\_\_\_

Vehicle Identification Number: \_\_\_\_\_

Repair Order Number: \_\_\_\_\_



Dealer stamp

I \_\_\_\_\_, owner or driver of the above identified Volkswagen, confirm:

"Tuning" as described above (especially power increasing modifications) has NOT been performed on my vehicle.

"Tuning" as described above has been performed on my vehicle and the following components were modified or installed:

\_\_\_\_\_  
 \_\_\_\_\_  
 TUNING was performed by (Please provide Company name and telephone number, if you wish us to contact them):  
 \_\_\_\_\_  
 \_\_\_\_\_

I understand that if my Control Module is determined to have been tuned, any damage caused by the tuning of the Control Module (including adverse emissions consequences) will not be covered by VWGoA / VGC warranties.

I am permitting an authorized Volkswagen Dealer to reflash (update) my Control Module, and by doing so, I understand that this process will automatically overwrite (destroy) and permanently delete any tuning program that was previously installed on the Control Module of my Volkswagen vehicle.

By signing below, I fully acknowledge and understand that the tuning program will not be restored and VWGoA / VGC, will not be liable in any way for the loss of tuning data.

\_\_\_\_\_  
Signature of Customer