



SIB 61 01 20  
ACCESSORIES DO NOT POWER ON

**MODEL**

E-Series	Model Description
F95	X5 M SAV (Sports Activity Vehicle)
F96	X6 M SAC (Sports Activity Coupe)
G05	X5 SAV
G06	X6 SAC
G07	X7 SAV
G20	3 Series Sedan
G29	Z4 Roadster

**SITUATION**

Customer is not able to power accessories using the 12 volt power socket.


**CAUSE**

Design change to reduce short circuits and blown fuses.

**CORRECTION**

Replace assembly screw in the front 12 V power socket.

**PROCEDURE**




1. Remove the fuse that powers the front 12 V power socket. Fuse number and location can be found in ISTA or AIR.


2. Loosen the Torx bolt using a T10 bit driver. DO NOT apply too much downward pressure as this can cause the power socket to come apart underneath.



3. Remove the Torx bolt.



4. Insert the replacement bolt and hand tighten (McMASTER-CARR, item number 91292A112).



5. Using Special Tool 0496778, torque the bolt



to 1 NM.

6. Retest the customer's accessory.

### **PARTS INFORMATION**

Replacement bolt can be purchased from McMASTER-CARR (industrial supply), item number 91292A112.

### **WARRANTY INFORMATION**

This is not a warranty matter and is not covered under the vehicle warranty.