



# Service Bulletin


Bulletin No.: 19-NA-277


Date: January, 2020

## TECHNICAL

**Subject: Poor Fuel Transfer and/or Rear Fuel Tank Collapsed**


Brand:	Model:	Model Year:		Breakpoint:		Engine:	Transmission:			
		from	to	from	to					
Chevrolet	Silverado	2015	2018	-	-	Equipped with 6.6L Engine (RPOs LML, L5P)	-			
	Silverado 2500/3500	2019	2019			Equipped with 6.6L Engine (RPO L5P)				
GMC	Sierra	2015	2018			-		-	Equipped with 6.6L Engine (RPOs LML, L5P)	-
	Sierra 2500/3500	2019	2019						Equipped with 6.6L Engine (RPO L5P)	

<b>Involved Region or Country</b>	North America
<b>Additional Options (RPOs)</b>	Equipped with FUEL TANK-DUAL TANK, FRONT TANK 23.5 GAL (89L) REAR TANK 40 GAL (151L) (RPO N2N)
<b>Condition</b>	 <p style="text-align: right; font-size: small;">5396125</p> <p>Some customers may comment on the rear fuel tank collapsed, as shown in the picture above.</p>

<p><b>Cause</b></p>	 <p style="text-align: right;">5397974</p> <p>This condition may be caused by dirt and/or debris collecting on the top of the rear tank (1), plugging the vent causing the sending unit to draw air and bend the fuel tank fuel pump (2), as shown in the picture above.</p>
<p><b>Correction</b></p>	<p>Replace the fuel tank, sending unit and install a piece of fuel hose to the vent and route down the fuel feed line and secure with zip ties, following the procedure listed below.</p>

## Service Procedure

1. Drain the remaining fuel from the fuel tank. Refer to *Fuel Tank Draining* in SI.
2. Lower the fuel tank. Refer to *Fuel Tank Replacement* in SI.
3. Remove the fuel tank fuel pump module from the fuel tank, Refer to *Fuel Tank Fuel Pump Module Replacement* in SI.
4. Install the new fuel tank fuel pump module into the new fuel tank.
5. Cut one piece of KENT Lawson fuel line hose P/N 6637 or equivalent, 74 cm (29 in) and install one end to the vent (1) then route using 3 zip ties (2) down the fuel feed line (3), as shown in the picture above.
6. Reinstall the new fuel tank. Refer to *Fuel Tank Replacement* in SI.



5398956

## Parts Information

Contact Kent Automotive at 1-888-YES-KENT or online at [www.kent-automotive.com](http://www.kent-automotive.com).

Causal Part	Description	Part Number	Qty	Material Allowance
	TANK, FUEL (40 GAL)	25941092	1	\$6.40 USD (per vehicle) \$8.33 in Canada (per vehicle)
X	MODULE KIT	84462361		
	SENSOR KIT,FUEL LVL(FRT)	84212973		
	LAWSON FUEL LINE HOSE	*6637		
*There is enough material to do multiple vehicles. Store the remaining material for future use.				

## Warranty Information

For vehicles repaired under the Bumper-to-Bumper coverage (Canada Base Warranty coverage), use the following labor operation. Reference the Applicable Warranties section of Investigate Vehicle History (IVH) for coverage information.

Labor Operation	Description	Labor Time
4087288*	Fuel Tank, Fuel Module and Fuel Level Sensor Replacement	1.5 hrs.
*This is a unique Labor Operation for Bulletin use only.		

Version	1
Modified	Released January 08, 2020

