



ASTON MARTIN

CRANKSHAFT SENSOR – HIGH RPM TEST

How to Download the Crankshaft Sensor – High RPM Test File

To access the file to do a high rpm test of the crankshaft sensor, please do the steps that follow:

1. Click the “Toggle Sidebar” button in the left window pane of this document in Technical Hub to show the .PSDATA attachment. The file can then be downloaded (refer to Figure 1).

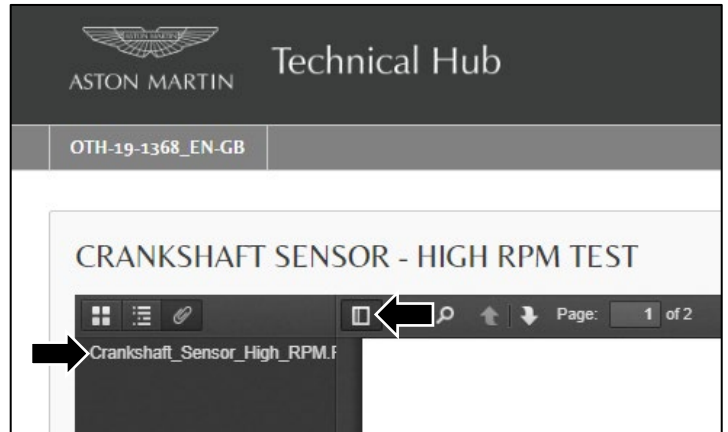


Figure 1

2. Open the PicoScope application on AMDS and click “File” then click “Open” (refer to Figure 2).

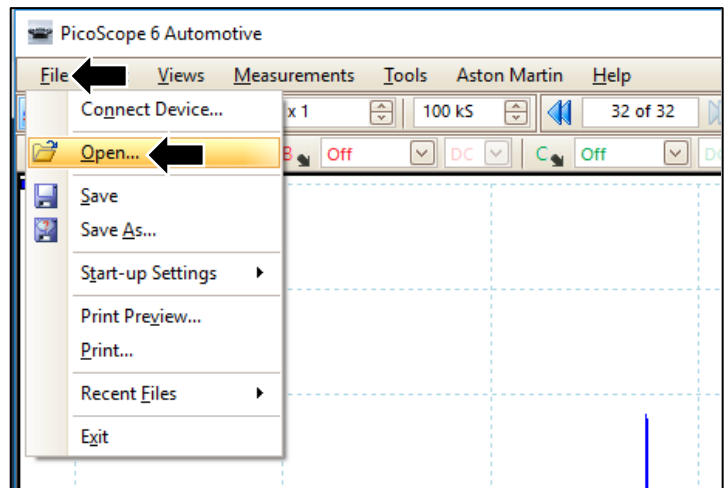


Figure 2

3. Select the .PSDATA file that you have downloaded in Step 1 then click “Open” (refer to Figure 3).

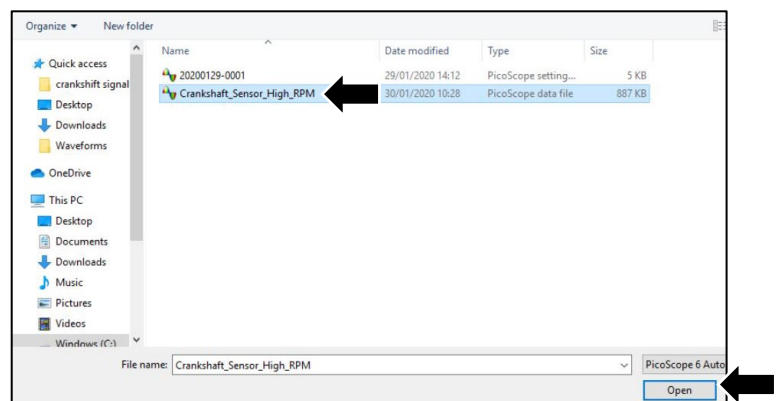


Figure 3

4. Disconnect AMDS from the vehicle.