



|   |                                     |
|---|-------------------------------------|
| <b>Subject:</b><br><br><b>MAZDA CONNECTED SERVICES - FREQUENTLY ASKED QUESTIONS (FAQ)</b> | <b>Service Alert No.:</b> SA-007/20 |
|   | <b>Last Issued:</b> 02/27/2020      |

## BULLETIN NOTES

This service alert supersedes the previously issued service alert listed below. The changes are noted in Red text.

| Previous Service Alert | Date(s) Issued:       |
|------------------------|-----------------------|
| SA-007/20              | 02/18/20 and 01/10/20 |
| SA-054/19              | 12/17/19 and 12/06/19 |

## APPLICABLE MODEL(S)/VINS

2020 CX-30

## DESCRIPTION


### Frequently Asked Questions (FAQ)

#### Index

- [General Questions](#)
- [Setup and Getting Started](#)
- [Registration / Enrollment](#)
- [WI-FI General Information](#)
- [WI-FI How-To](#)
- [WI-FI Trial Period](#)
- [Interacting With The App](#)
- [Service Issues](#)
- [Troubleshooting](#)
- [Reception Level Inspection](#)
- [Dealer Processes](#)
- [Educational Videos](#)
- [Resources](#)


**CONSUMER NOTICE:** The information and instructions in this bulletin are intended for use by skilled technicians. Mazda technicians utilize the proper tools/equipment and take training to correctly and safely maintain Mazda vehicles. These instructions should not be performed by "do-it-yourselfers." Customers should not assume this bulletin applies to their vehicle or that their vehicle will develop the described concern. To determine if the information applies, customers should contact their nearest authorized Mazda dealership. Mazda North American Operations reserves the right to alter the specifications and contents of this bulletin without obligation or advance notice. All rights reserved. No part of this bulletin may be reproduced in any form or by any means, electronic or mechanical---including photocopying and recording and the use of any kind of information storage and retrieval system ---without permission in writing.

General Questions

| FAQ  | Answer   |   |
|--|--|---|
| <p>What is included in Connected Services?</p>                                     | <p>Like a personal assistant for your Mazda, access your vehicle's health report, remotely start your CX-30's engine, lock and unlock the doors and more through the MyMazda app on your mobile device. All complimentary for the first three (3) years of ownership. The vehicle can also be equipped with in-car Wi-Fi capabilities and provide access to emergency services like automatic 911 dialing and roadside assistance.</p>   |  |
| <p>What benefits come with Connected Services?</p>                                 | <p>Connected Services utilizes a built-in cellular data connection between the vehicle and the MyMazda smartphone app, offering remote access to a variety of great features, including:</p> <ol style="list-style-type: none"> <li>1. Monitoring your vehicle status from nearly anywhere</li> <li>2. Remotely starting your vehicle from much farther away than key-fob-activated remote start systems</li> <li>3. Using Vehicle Finder to more easily find your vehicle; especially helpful when parked in a large, crowded parking lot.</li> </ol> |   |
| <p>On which vehicles is Connected Services available?</p>                          | <p>Connected Services is available on the 2020 CX-30. Other models to feature Connected Services have yet to be announced.</p>   |   |
| <p>How do I know my Mazda supports Connected Services?</p>                         | <p>All 2020 Mazda CX-30 vehicles (all trims) support Connected Services. Signal strength can be checked on the Mazda Connect center display. On the Mazda Connect home screen, go to "Navigation" or "Entertainment" and look for the telematics icon at the bottom right of the screen.</p>   |   |
| <p>Is Connected Services available on manual transmission vehicles?</p>            | <p>Yes, Connected Services features are available on manual transmission vehicles. However, the remote engine start/stop feature is not available for manual transmission vehicles.</p>  |   |
| <p>When will the free Connected Services and Wi-Fi trial periods be activated?</p> | <p>At time of RDR. In the case of an RDR reversal, Mazda's systems will identify the final retail sales date for that VIN and restart the clock for the 3-year free trial.</p>   |   |

**CONSUMER NOTICE:** The information and instructions in this bulletin are intended for use by skilled technicians. Mazda technicians utilize the proper tools/equipment and take training to correctly and safely maintain Mazda vehicles. These instructions should not be performed by "do-it-yourselfers." Customers should not assume this bulletin applies to their vehicle or that their vehicle will develop the described concern. To determine if the information applies, customers should contact their nearest authorized Mazda dealership. Mazda North American Operations reserves the right to alter the specifications and contents of this bulletin without obligation or advance notice. All rights reserved. No part of this bulletin may be reproduced in any form or by any means, electronic or mechanical---including photocopying and recording and the use of any kind of information storage and retrieval system ---without permission in writing.


**Setup and Getting Started**

| FAQ  | Answer   |   |
|--|--|---|
| <p>Is it mandatory to enroll in Connected Services?</p>    | <p>No, it is an optional service. However, if you do want to use Connected Services features, enrollment via the MyMazda app is required.</p>  |   |
| <p>How can I opt out of Connected Services?</p>            | <p>If you are enrolled in Connected Services, you may unsubscribe at any time via the MyMazda app, using the following directions:</p> <ol style="list-style-type: none"> <li>1. Go to “hamburger menu” (i.e., three vertical lines icon) on the top right of the app screen</li> <li>2. Tap MyMazda</li> <li>3. Tap My Vehicle</li> <li>4. Tap on “more options menu” (i.e., three vertical dots icon) on the top right of the app screen</li> <li>5. Tap on “Unsubscribe Connected Services”</li> <li>6. Confirm pop-up warning message</li> </ol>                         |  |
| <p>Is there a subscription fee for Connected Services?</p> | <p>Yes. While Connected Services is complimentary for the initial three (3) years from the original vehicle purchase date (i.e., RDR date), there is a fee after the 3 years. The subscription fee after the complimentary period has yet to be determined.</p>  |   |
| <p>What data does Connected Services collect?</p>          | <p>Connected Services collects a variety of data, including:</p> <p>Information at registration:</p> <ol style="list-style-type: none"> <li>1. Personal information             <ol style="list-style-type: none"> <li>1. Name</li> <li>2. Address</li> <li>3. Phone Number</li> <li>4. Email</li> </ol> </li> <li>2. Vehicle Information             <ol style="list-style-type: none"> <li>1. Vehicle Identification Number (VIN)</li> <li>2. Year Model</li> <li>3. Current Mileage</li> <li>4. Miles Driven per Day</li> <li>5. Driving Condition</li> </ol> </li> </ol> |   |

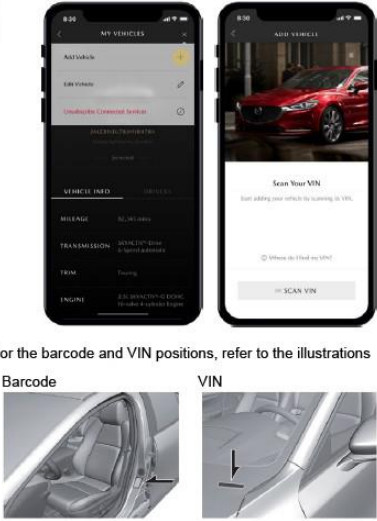


**CONSUMER NOTICE:** The information and instructions in this bulletin are intended for use by skilled technicians. Mazda technicians utilize the proper tools/equipment and take training to correctly and safely maintain Mazda vehicles. These instructions should not be performed by “do-it-yourselfers.” Customers should not assume this bulletin applies to their vehicle or that their vehicle will develop the described concern. To determine if the information applies, customers should contact their nearest authorized Mazda dealership. Mazda North American Operations reserves the right to alter the specifications and contents of this bulletin without obligation or advance notice. All rights reserved. No part of this bulletin may be reproduced in any form or by any means, electronic or mechanical---including photocopying and recording and the use of any kind of information storage and retrieval system ---without permission in writing.

|  |   |
|--|---|
|  | <p>6. Preferred Dealer</p> <p>Data transmitted from vehicle:</p> <ol style="list-style-type: none"> <li>1. Event of an Accident             <ol style="list-style-type: none"> <li>1. Location of accident</li> <li>2. Status of vehicle</li> </ol> </li> <li>2. Vehicle Warning Events             <ol style="list-style-type: none"> <li>1. Location where vehicle warning was issued</li> <li>2. Status of vehicle</li> </ol> </li> <li>3. Vehicle Status             <ol style="list-style-type: none"> <li>1. When the vehicle is turned off, the vehicle sends out status information including fuel level, oil condition and warning lights</li> </ol> </li> </ol> <p>Smartphone Device:</p> <ol style="list-style-type: none"> <li>1. IMEI (device ID) at login for security purposes</li> </ol> <p>For more information:</p> <p>Connected Services Terms Conditions<br/>         Connected Services Privacy Policy<br/>         CV Important Notice (Secondary Driver)</p> |
| <p>How does Connected Services collect customer data?</p>                  | <p>Personal information is collected at the time of MyMazda app registration, including name, address, telephone number, email address and VIN. For more information on the data collected by Connected Services, please refer to the Connected Services Terms Conditions and Privacy Policy.</p> <p>Connected Services Terms Conditions<br/>         Connected Services Privacy Policy<br/>         CV Important Notice (Secondary Driver)</p>   |
| <p>What does Mazda do with data collected by Connected Services?</p>       | <p>Anonymized information may be used for product quality, data analysis, research and product development. For more information on the data collected by Connected Services, refer to the Connected Services Terms Conditions and Privacy Policy. For more information on the data collected by Connected Services, refer to the Connected Services Terms Conditions and Privacy Policy.</p> <p>Connected Services Terms Conditions<br/>         Connected Services Privacy Policy<br/>         CV Important Notice (Secondary Driver)</p>   |
| <p>Will my data be deleted when I unsubscribe from Connected Services?</p> | <p>All personal information and information that indirectly enables the customer identification will be deleted. Anonymized information may be used for product quality, data analysis, research, and product development. For example, data transmitted from your vehicle, such as Customer ID and VIN, will be stored and utilized by Mazda after being disconnected from the customer information.</p>   |

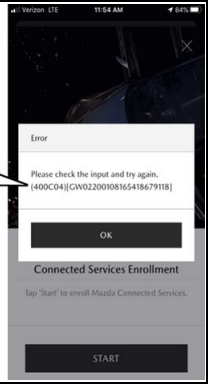

**CONSUMER NOTICE:** The information and instructions in this bulletin are intended for use by skilled technicians. Mazda technicians utilize the proper tools/equipment and take training to correctly and safely maintain Mazda vehicles. These instructions should not be performed by "do-it-yourselfers." Customers should not assume this bulletin applies to their vehicle or that their vehicle will develop the described concern. To determine if the information applies, customers should contact their nearest authorized Mazda dealership. Mazda North American Operations reserves the right to alter the specifications and contents of this bulletin without obligation or advance notice. All rights reserved. No part of this bulletin may be reproduced in any form or by any means, electronic or mechanical---including photocopying and recording and the use of any kind of information storage and retrieval system ---without permission in writing.

|  |   |   |
|--|---|---|
| <p>If I sell my Mazda, will the next owner be able to see my data?</p> | <p>No, the new vehicle owner will not be able to view any of the previous owner's data.</p> |  |
|--|---|---|


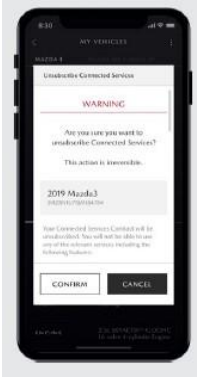
**Registration / Enrollment**

| FAQ  | Answer   |   |
|--|--|---|
| <p>What if I'm already registered for a MyMazda account?</p> | <p>If you're already registered for a MyMazda account, you can simply enroll another eligible vehicle to take advantage of Connected Services.</p>   |   |
| <p>How do I activate Connected Services?</p>                 | <p>You can activate a Connected Services-equipped Mazda vehicle via the MyMazda app. You will need to add your VIN and then read the entire disclaimer and check "I Agree" or "I Disagree."</p>  |   |
| <p>How do I enroll a new vehicle in Connected Services?</p>  | <p>Simply take the following steps to enroll another vehicle in Connected Services:</p> <ol style="list-style-type: none"> <li>1. From the MENU, tap MyMazda</li> <li>2. Tap My Vehicle</li> <li>3. On the Action tab, tap Add Vehicle</li> <li>4. Tap Scan VIN and scan barcode with your camera OR, if the barcode cannot be scanned, tap Manually Enter VIN and enter the VIN</li> <li>5. Tap VALIDATE</li> </ol> |  <p>For the barcode and VIN positions, refer to the illustrations</p> <p>Barcode  VIN </p> |

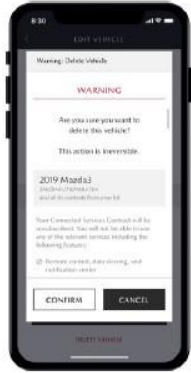

**CONSUMER NOTICE:** The information and instructions in this bulletin are intended for use by skilled technicians. Mazda technicians utilize the proper tools/equipment and take training to correctly and safely maintain Mazda vehicles. These instructions should not be performed by "do-it-yourselfers." Customers should not assume this bulletin applies to their vehicle or that their vehicle will develop the described concern. To determine if the information applies, customers should contact their nearest authorized Mazda dealership. Mazda North American Operations reserves the right to alter the specifications and contents of this bulletin without obligation or advance notice. All rights reserved. No part of this bulletin may be reproduced in any form or by any means, electronic or mechanical---including photocopying and recording and the use of any kind of information storage and retrieval system ---without permission in writing.

|   |   |  |
|---|---|--|
| <p>What should I do when I see a “(400C04)” error message when I try to enroll in Connected Services?</p>   | <p>Wait several minutes and try again.</p>  |   |
| <p>Do I need an internet connection to access Connected Services?</p>                                       | <p>Yes. The MyMazda app will not work without an internet connection.</p>   |  |
| <p>When pairing the MyMazda app to a vehicle, does the authorization code expire?</p>                       | <p>Yes, the code expires after 5 minutes. If it has expired, you can request a new authorization code via the MyMazda app. Simply return to Connected Services Enrollment, proceed to the step “Request Authorization Code,” then tap “Request.”</p>  |  |
| <p>What is the difference between the two-way authorization validation code and the authorization code?</p> | <p>While both codes are for security purposes, they work differently:</p> <ol style="list-style-type: none"> <li><b>Validation Code:</b> Used for two-way authentication when you initially sign into your MyMazda app account. This code is sent to the your smartphone device via SMS. You will enter your validation code in to the MyMazda app after receiving it via SMS during the app registration process.</li> <li><b>Authorization Code:</b> Used to pair your MyMazda account to the vehicle. This code is sent to the vehicle’s head-unit display. You will then enter the authorization code in to the MyMazda app after confirming it on the vehicle’s head-unit display during Connected Services enrollment.</li> </ol> |  |
| <p>What Connected Services functions can be accessed in Guest Mode?</p>                                     | <p>You can SIMULATE Connected Services functions in Guest Mode (not connected to a vehicle) by simply selecting "Guest Mode" from the MyMazda app login screen. Then, select "2020 CX-30" to see how Connected Services features like Remote Start and Vehicle Status look on the MyMazda app. Guest Mode also provides helpful features, including dealer search, recommended maintenance schedule, manuals and guides, Roadside</p>   |  |

**CONSUMER NOTICE:** The information and instructions in this bulletin are intended for use by skilled technicians. Mazda technicians utilize the proper tools/equipment and take training to correctly and safely maintain Mazda vehicles. These instructions should not be performed by “do-it-yourselfers.” Customers should not assume this bulletin applies to their vehicle or that their vehicle will develop the described concern. To determine if the information applies, customers should contact their nearest authorized Mazda dealership. Mazda North American Operations reserves the right to alter the specifications and contents of this bulletin without obligation or advance notice. All rights reserved. No part of this bulletin may be reproduced in any form or by any means, electronic or mechanical---including photocopying and recording and the use of any kind of information storage and retrieval system ---without permission in writing.

|  |  |   |
|--|--|---|
|  | <p>Assistance and a variety of other Menu options.<br/>Register for a MyMazda account and enroll in Connected Services to experience the full suite of features.</p>   |   |
| <p>Can multiple users be registered under the same email address?</p>                        | <p>No, additional users must use email addresses that are not currently used on the MyMazda app and MyMazda Web.</p>   |   |
| <p>What about loaner vehicles? Will the Connected Services functions be activated?</p>       | <p>Connected Services functions can easily be activated on any 20MY CX-30 via the MyMazda app, even a loaner. If a customer utilizing the loaner activates their phone, after returning the loaner, the dealer (or next customer) can override at any time via MyMazda app.<br/>For security purposes, dealer processes will need to be in place to terminate Connected Services from former driver when loaner vehicle is returned.</p>   |   |
| <p>Can I register more than one vehicle under the same Mazda Connected Services account?</p> | <p>Yes, you can register up to five (5) vehicles under the same account.</p>   |   |
| <p>How do I unsubscribe from Connected Services?</p>   | <p>If you are subscribed to Connected Services, you may unsubscribe at any time via the MyMazda app, using the following directions:</p> <ol style="list-style-type: none"> <li>1. Go to “hamburger menu” (i.e., three vertical lines icon) on the top right of the app screen</li> <li>2. Tap MyMazda</li> <li>3. Tap My Vehicle</li> <li>4. Tap on “more options menu” (i.e., three vertical dots icon) on the top right of the app screen</li> <li>5. Tap on “Unsubscribe Connected Services”</li> <li>6. Confirm pop-up warning message</li> </ol> |  |

**CONSUMER NOTICE:** The information and instructions in this bulletin are intended for use by skilled technicians. Mazda technicians utilize the proper tools/equipment and take training to correctly and safely maintain Mazda vehicles. These instructions should not be performed by “do-it-yourselfers.” Customers should not assume this bulletin applies to their vehicle or that their vehicle will develop the described concern. To determine if the information applies, customers should contact their nearest authorized Mazda dealership. Mazda North American Operations reserves the right to alter the specifications and contents of this bulletin without obligation or advance notice. All rights reserved. No part of this bulletin may be reproduced in any form or by any means, electronic or mechanical---including photocopying and recording and the use of any kind of information storage and retrieval system ---without permission in writing.

|  |   |  |
|--|---|--|
| <p>How do I delete my vehicle from the MyMazda app?</p>  | <p>When parting with a Mazda vehicle that used Connected Services, but you are planning to use another Mazda vehicle, delete the vehicle registration information used by Connected Services via the following steps:</p> <ol style="list-style-type: none"> <li>1. Tap "My Vehicles" from the MENU</li> <li>2. Tap "Edit Vehicle" from the Action Tab</li> <li>3. Tap [DELETE VEHICLE]</li> <li>4. Read the WARNING carefully, and tap [CONFIRM] if you are sure you wish to delete the vehicle</li> </ol> <p>You will automatically be withdrawn from Connected Services at the same time. As your customer information will remain in the system, if you are planning on using a Connected Services-capable Mazda vehicle afterwards, you can continue using the MyMazda app by registering the vehicle.</p> |   |
| <p>How do I delete my account from the MyMazda app?</p>  | <p>You can delete your account from the MyMazda app entirely using the following directions:</p> <ol style="list-style-type: none"> <li>1. Tap "PROFILE" from the MENU.</li> <li>2. Tap "Edit Profile" from the Action Tab.</li> <li>3. Tap [DELETE ACCOUNT].</li> <li>4. Read the WARNING carefully, and tap [CONFIRM] if you are sure you wish to delete your account. By deleting your account, you are withdrawn from Connected Services automatically, and the vehicle registration information connected to your account is deleted.</li> </ol>   |  |
| <p>Does deleting my MyMazda app account cancel my Connected Services subscription?</p>                   | <p>Yes, deleting your MyMazda account ends your subscription to Connected Services.</p>   |  |
| <p>For subsequent owners of the vehicle, how do we re-register the vehicle to the new owner and shut</p> | <p>New owner can simply override the Connected Services functionality from the first owner at any point via MyMazda app. New owner is alerted that they are taking over from another owner. The first owner is notified that services are terminated.</p>   |  |

**CONSUMER NOTICE:** The information and instructions in this bulletin are intended for use by skilled technicians. Mazda technicians utilize the proper tools/equipment and take training to correctly and safely maintain Mazda vehicles. These instructions should not be performed by "do-it-yourselfers." Customers should not assume this bulletin applies to their vehicle or that their vehicle will develop the described concern. To determine if the information applies, customers should contact their nearest authorized Mazda dealership. Mazda North American Operations reserves the right to alter the specifications and contents of this bulletin without obligation or advance notice. All rights reserved. No part of this bulletin may be reproduced in any form or by any means, electronic or mechanical---including photocopying and recording and the use of any kind of information storage and retrieval system ---without permission in writing.

|                                |  |
|--------------------------------|--|
| off data from the first owner? |  |
|--------------------------------|--|

### WI-FI General Information

| FAQ   | Answer   |
|---|--|
| What is in-vehicle Wi-Fi?   | In-vehicle Wi-Fi lets you use your vehicle as a Wi-Fi hotspot so you can connect to the internet and stream media such as music, video and so on.  |
| Do I need a wireless plan to access the internet with my vehicle's Wi-Fi hotspot?       | Yes. You can take advantage of the free trial through Verizon that's good for 2GB or 6 months, whichever comes first. After the free trial period, you can sign up to Verizon's wireless plan to continue services.  |
| How do I set up the in-car Wi-Fi hotspot?   | The in-car Wi-Fi hotspot is a separate service provided by Verizon for Mazda vehicles. Verizon will be the only service provider for CX-30 vehicles, with all service agreements being made between Verizon and the customer. Using your device, discover the vehicle's designated SSID and use the appropriate password to set up. Or, you can check for instructions within MyMazda by accessing QUICK LINKS and tapping "In-Car Wi-Fi." |
| Will devices automatically connect to the hotspot after setup?                          | Yes. Following setup, devices within range will automatically connect to the hotspot as long as their Wi-Fi is enabled.  |
| What is the download speed?   | As the Wi-Fi uses Verizon, your Mazda uses America's largest and most reliable 4G LTE network. Download speeds typically run between 5 and 12 Mbps, with peak download speeds reaching up to 50 Mbps.  |
| What happens if I reach my Wi-Fi data limit during my subscription?                     | If you reach the limits of the 2GB / 6-month free trial, simply continue services by signing up for Verizon's wireless plan. Verizon offers an unlimited plan for \$20 per month.  |
| How many devices can be connected to the Wi-Fi hotspot at any given time?               | You can connect up to five (5) devices to the Wi-Fi hotspot at a time.   |
| Am I able to check how much data I've used each month once I have a Wi-Fi subscription? | During the free trial, you can monitor how much of the 2GB / 6-month limit was used. If you enroll in Verizon's \$20-per-month unlimited plan, there will be no data limit.  |
| Where will I have Wi-Fi coverage?   | Within the United States, Connected Services uses Verizon's network, America's largest and most reliable 4G LTE network. When driving in Canada, roaming is available, with up to 512 MB per day available at 2G speeds.   |

**CONSUMER NOTICE:** The information and instructions in this bulletin are intended for use by skilled technicians. Mazda technicians utilize the proper tools/equipment and take training to correctly and safely maintain Mazda vehicles. These instructions should not be performed by "do-it-yourselfers." Customers should not assume this bulletin applies to their vehicle or that their vehicle will develop the described concern. To determine if the information applies, customers should contact their nearest authorized Mazda dealership. Mazda North American Operations reserves the right to alter the specifications and contents of this bulletin without obligation or advance notice. All rights reserved. No part of this bulletin may be reproduced in any form or by any means, electronic or mechanical---including photocopying and recording and the use of any kind of information storage and retrieval system ---without permission in writing.

|   |  |
|---|--|
| Can an owner use a different Wi-Fi provider than Verizon in the future? | No, only Verizon. This platform is hard-coded to only function with Verizon services. Consideration is being offered for greater flexibility with future generation platforms. |
|---|--|

### WI-FI How-To

| FAQ  | Answer  |
|--|---|
| How do I connect a device to my vehicle's Wi-Fi hotspot? | Using your device, discover the vehicle's designated SSID and use the appropriate password.   |
| How do I turn the Wi-Fi hotspot on/off?                  | First, access the Wi-Fi Settings menu:<br><ol style="list-style-type: none"> <li>1. Select Settings from the Mazda Connect MENU.</li> <li>2. Select Connectivity.</li> <li>3. Select Wi-Fi Settings.</li> </ol> From here, you can turn the Wi-Fi off or on. You can also set a designated SSID and password, much like you would with a home router. |
| How do I manage my Wi-Fi hotspot password?               | You can manage the Wi-Fi password by following these steps:<br><ol style="list-style-type: none"> <li>1. Select Settings from the Mazda Connect home screen.</li> <li>2. Select Connectivity.</li> <li>3. Select Wi-Fi Settings.</li> <li>4. Select Wi-Fi Password to manage the password.</li> </ol>   |
| What if I forget my Wi-Fi password?                      | You can manage the Wi-Fi password by following these steps:<br><ol style="list-style-type: none"> <li>1. Select Settings from the Mazda Connect home screen.</li> <li>2. Select Connectivity.</li> <li>3. Select Wi-Fi Settings.</li> <li>4. Select Wi-Fi Password to manage the password.</li> </ol>   |

### WI-FI Trial Period

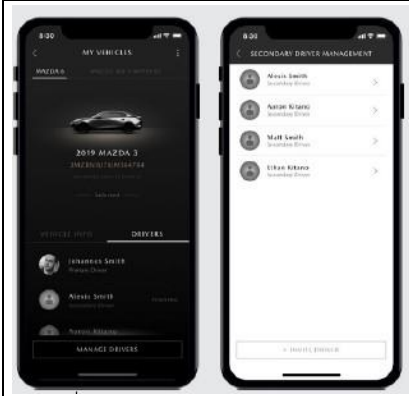
| FAQ   | Answer  |
|---|---|
| How do you begin the Wi-Fi trial?                             | Any applicable free Wi-Fi trials and monthly subscriptions are handled directly with Verizon.   |
| What happens if I reach my data limit during the Wi-Fi trial? | If you reach the limits of the free trial, simply continue services by signing up for Verizon's wireless plan. Verizon offers an unlimited plan for \$20 per month. |
| What are the trial terms for Wi-Fi hotspot?                   | The free trial is good for 2GB or 6 months, whichever comes first.  |

**CONSUMER NOTICE:** The information and instructions in this bulletin are intended for use by skilled technicians. Mazda technicians utilize the proper tools/equipment and take training to correctly and safely maintain Mazda vehicles. These instructions should not be performed by "do-it-yourselfers." Customers should not assume this bulletin applies to their vehicle or that their vehicle will develop the described concern. To determine if the information applies, customers should contact their nearest authorized Mazda dealership. Mazda North American Operations reserves the right to alter the specifications and contents of this bulletin without obligation or advance notice. All rights reserved. No part of this bulletin may be reproduced in any form or by any means, electronic or mechanical---including photocopying and recording and the use of any kind of information storage and retrieval system ---without permission in writing.


|  |  |
|--|--|
| How can I check how much data I've used during my trial? | You can log into Verizon's account management website, , using your login information. |
|--|--|

**Interacting With The App**

| FAQ   | Answer   |
|---|--|
| Can I use multiple devices for the same account?  | No, not simultaneously. For security purposes, the app will automatically log other devices out when a new one logs in.  |
| Do I need to be within a certain distance of my Mazda for Connected Services to work?                     | As long as both the MyMazda app and the vehicle are within range of cellular service, Connected Services should work.  |
| Can I add multiple Connected Services drivers to the same Connected Services account?                     | <p>Yes, the primary driver can invite up to three (3) other Connected Services drivers through MyMazda. The primary driver can also cancel the invites at any time through MyMazda.</p> <p>To add drivers:</p> <ol style="list-style-type: none"> <li>1. Go to "My Vehicles"</li> <li>2. Tap "Manage Drivers"</li> <li>3. If a spot is available, tap "+ Invite Driver"</li> </ol> <p>If you change your mind, you can tap "Cancel Invitation" to retract your invitation to a secondary driver.</p> |
| Can I use the app on a tablet instead of a smartphone?  | Yes, but some functions may not work properly, as tablets are not fully supported.   |
| Can I use the Remote Control feature while sitting in the connected vehicle with the key?                 | No, none of the Remote Control functions will operate if the key is located inside the car, or if all of the doors are not closed.   |
| Can I schedule a service appointment using Connected Services on the Mazda Connect display in my vehicle? | No, you can only schedule a service appointment through the MyMazda app (or web), not through the in-vehicle Mazda Connect display.  |



**CONSUMER NOTICE:** The information and instructions in this bulletin are intended for use by skilled technicians. Mazda technicians utilize the proper tools/equipment and take training to correctly and safely maintain Mazda vehicles. These instructions should not be performed by "do-it-yourselfers." Customers should not assume this bulletin applies to their vehicle or that their vehicle will develop the described concern. To determine if the information applies, customers should contact their nearest authorized Mazda dealership. Mazda North American Operations reserves the right to alter the specifications and contents of this bulletin without obligation or advance notice. All rights reserved. No part of this bulletin may be reproduced in any form or by any means, electronic or mechanical---including photocopying and recording and the use of any kind of information storage and retrieval system ---without permission in writing.

|   |   |   |
|---|---|---|
| <p>When are Vehicle Status and Vehicle Health Report data updated?</p>      | <p>Vehicle Status and Vehicle Health Report data is updated after ignition off. As long as the engine is running, information is not updated, even if it is refreshed. Please note, it may take several minutes for Vehicle Status and Vehicle Health Report to be updated after ignition off.<br/>                 NOITE: Vehicle Maintenance due data is pulled from the vehicles MAZDA CONNECT system. The customer can change the settings at: MAZDA CONNECT - Information - Vehicle Status Monitor - Vehicle Maintenance Settings.</p> |  |
| <p>If I lose my phone, how can I restrict access to Connected Services?</p> | <p>You may login to Connected Services using any other smart device by downloading the MyMazda app and using your MyMazda login credentials. Even if you don't have another smart device, access to Connected Services will be restricted to other users by the Identification Management system of the MyMazda app (cannot login without password or biometric login).</p>   |   |



**Service Issues**

| FAQ   | Answer  |
|---|---|
| <p>Is my Connected Services reception affected by weather conditions or geographic features such as tunnels or steep valleys?</p> | <p>Yes, inclement weather, remote locations, enclosed areas, or underground parking garages can affect your service. Use the radio wave reception level indications of the communication unit to determine if your Connected Services reception is being affected. For details on the system's limitations, refer to the Terms and Conditions .</p> |
| <p>Can I use Connected Services as normal during an app update?</p>   | <p>It may not be possible to use certain Connected Services functions during a MyMazda online update.</p>   |

**Troubleshooting**

| Problem  | Solution  |
|--|---|
| <p>Vehicle center display does not provide One Time Pass Code during the MyMazda</p> | <p>1. Check customer phone and vehicle reception strength. Retry when reception strength is good or strong.<br/>                 Go to <a href="#">Reception Level Inspection</a></p> |

**CONSUMER NOTICE:** The information and instructions in this bulletin are intended for use by skilled technicians. Mazda technicians utilize the proper tools/equipment and take training to correctly and safely maintain Mazda vehicles. These instructions should not be performed by "do-it-yourselfers." Customers should not assume this bulletin applies to their vehicle or that their vehicle will develop the described concern. To determine if the information applies, customers should contact their nearest authorized Mazda dealership. Mazda North American Operations reserves the right to alter the specifications and contents of this bulletin without obligation or advance notice. All rights reserved. No part of this bulletin may be reproduced in any form or by any means, electronic or mechanical---including photocopying and recording and the use of any kind of information storage and retrieval system ---without permission in writing.

|  |   |  |
|--|---|--|
| <p>App connected services enrollment.</p>  | <p>2. Connected Services Enrollment step 1/3 "Turn Ignition ON", wait 30 seconds before you select "Next" on the phone App.<br/>This allows the communication unit time to connect.</p>   |   |
| <p>Remote function(s) inoperative.</p> <ol style="list-style-type: none"> <li>1. Engine Start / Stop</li> <li>2. Door Lock / Unlock</li> <li>3. Lights ON / OFF</li> </ol> | <p>Check customer phone and vehicle reception strength. Retry when reception strength is good or strong.<br/>Go to <a href="#">Reception Level Inspection</a></p>   |  |
| <p>I can't access Connected Services via MyMazda app.</p>  | <p>To regain access to Connected Services, follow these steps:</p> <ol style="list-style-type: none"> <li>1. What vehicle do you have? a. 2020 CX-30</li> <li>2. Have you downloaded the MyMazda app and registered for an account? If not: a. If you have an iOS device (iPhone, iPad), download the MyMazda app from the App Store. The device must be running iOS 9.0 or newer.</li> <li>b. If you have an Android device, download the MyMazda app from Google Play Store. The device must be running Android 7.0 or newer.</li> <li>3. Have you already enrolled in Connected Services?</li> <li>4. If you aren't enrolled in Connected Services, follow the enrollment process. Download the MyMazda app from the app store, if necessary.</li> </ol> <p>Note to CEC/Tech Hotline/Dealer: If the customer is enrolled in Connected Services, follow incident management protocol.</p> |  |
| <p>I can't access the in-car Wi-Fi hotspot.</p>  | <p>If you are unable to access the in-car Wi-Fi hotspot, follow these steps:</p> <ol style="list-style-type: none"> <li>1. See if your device's Wi-Fi access is turned on.</li> <li>2. Make sure your vehicle is running or in accessory mode.</li> <li>3. You can follow the steps below to find your Wi-Fi network name: a. Select Settings from the Mazda Connect home screen.</li> </ol>  |  |

**CONSUMER NOTICE:** The information and instructions in this bulletin are intended for use by skilled technicians. Mazda technicians utilize the proper tools/equipment and take training to correctly and safely maintain Mazda vehicles. These instructions should not be performed by "do-it-yourselfers." Customers should not assume this bulletin applies to their vehicle or that their vehicle will develop the described concern. To determine if the information applies, customers should contact their nearest authorized Mazda dealership. Mazda North American Operations reserves the right to alter the specifications and contents of this bulletin without obligation or advance notice. All rights reserved. No part of this bulletin may be reproduced in any form or by any means, electronic or mechanical---including photocopying and recording and the use of any kind of information storage and retrieval system ---without permission in writing.

|  |   |
|--|---|
|  | <ul style="list-style-type: none"> <li>b. Select Connectivity Settings.</li> <li>c. Select Wi-Fi Settings.</li> <li>d. Select SSID (Access Point Name).</li> <li>e. Find the SSID on your device, then select it.</li> </ul> <p>4. Now follow the steps below to find your Wi-Fi network password:</p> <ul style="list-style-type: none"> <li>a. Select Settings from the Mazda Connect home screen.</li> <li>b. Select Connectivity Settings.</li> <li>c. Select Wi-Fi Settings.</li> <li>d. Select Wi-Fi Password.</li> <li>e. Enter the password displayed on the device to connect to the Wi-Fi network.</li> </ul> |
| I made multiple remote service requests within a 60-second period.                           | You can only make one (1) remote request within a 60-second period. For example, if you accidentally made a “remote unlock” request and now want to send a “remote lock” request, you will have to wait at least 60 seconds before you can make the second request.   |
| I didn’t use the vehicle for a week, and now I can’t access Connected Services.              | Simply drive the vehicle as normal for a few miles and Connected Services should start working again.   |
| I left my key in the vehicle. Can I still use Connected Services, like remote engine start?  | No, you will see a “Fail” error message upon making a remote service request (e.g., remote engine start) if you leave the key in the vehicle. The key must be kept outside the vehicle to execute remote services.  |
| I am locked out from the app after failing to log in a few consecutive times.                | If you have made five (5) failed login attempts, you must wait five (5) minutes before you can attempt to log in again.   |
| The Remote Control lock/unlock function isn’t working.                                       | Double-check your vehicle. The lock/unlock function will not work if the engine is running, the key is left inside the vehicle or any of the doors are opened.  |
| I used Remote Engine Start, but when I opened the door to my vehicle, the engine turned off. | When Remote Engine Start is used, the engine will turn off when any of the doors are opened.  |
| How do I block MyMazda App remote functions when vehicle is being serviced?                  | <p>MyMazda App remote functions can be restricted by switching to Restricted Transmitting Mode.</p> <ol style="list-style-type: none"> <li>1. Restricts MyMazda App remote functions.</li> <li>2. Prevents error messages being sent to the customer during vehicle service.</li> </ol> <p>Cancel Restricted Transmitting Mode after completing vehicle service.</p>  |

**CONSUMER NOTICE:** The information and instructions in this bulletin are intended for use by skilled technicians. Mazda technicians utilize the proper tools/equipment and take training to correctly and safely maintain Mazda vehicles. These instructions should not be performed by “do-it-yourselfers.” Customers should not assume this bulletin applies to their vehicle or that their vehicle will develop the described concern. To determine if the information applies, customers should contact their nearest authorized Mazda dealership. Mazda North American Operations reserves the right to alter the specifications and contents of this bulletin without obligation or advance notice. All rights reserved. No part of this bulletin may be reproduced in any form or by any means, electronic or mechanical---including photocopying and recording and the use of any kind of information storage and retrieval system ---without permission in writing.

|  |   |
|--|---|
|  | Go to MGSS SERVICE CAUTIONS FOR VEHICLES WITH TELEMATICS COMMUNICATION SYSTEM [(US)]. |
| Engine turns off a few seconds after remote engine start | Possible Powertrain DTC's stored. Repair DTC's and then retry.                        |

**Reception Level Inspection**




| Indication | Explanation   |
|------------|---|
|            | Radio waves are not being received. Move to a location with good reception.   |
|            | Weak reception.   |
|            | Good reception.   |
|            | Strong reception.   |
|            | Currently conducting an operation check of the communication unit. If this condition continues, consult an Authorized Mazda Dealer. |
|            | The communication unit is unsubscribed or a Connected Service contract has been ended.  |

**Dealer Processes**

|                            |  |
|----------------------------|--|
| Is there an opportunity at | No special action is required to activate at PDI other than the room fuse installation, which is already part of the current PDI. We recommend checking for signal after installing room fuse. See the image below for how the connectivity signal bar looks |
|----------------------------|--|

**CONSUMER NOTICE:** The information and instructions in this bulletin are intended for use by skilled technicians. Mazda technicians utilize the proper tools/equipment and take training to correctly and safely maintain Mazda vehicles. These instructions should not be performed by "do-it-yourselfers." Customers should not assume this bulletin applies to their vehicle or that their vehicle will develop the described concern. To determine if the information applies, customers should contact their nearest authorized Mazda dealership. Mazda North American Operations reserves the right to alter the specifications and contents of this bulletin without obligation or advance notice. All rights reserved. No part of this bulletin may be reproduced in any form or by any means, electronic or mechanical---including photocopying and recording and the use of any kind of information storage and retrieval system ---without permission in writing.

|  |   |
|--|---|
| <p>PDI to test the system?</p>   | <p>(it's the vertical stack bar on the right bottom corner). This connectivity signal bar is not displayed on the "Home" screen, so the PDI Inspector would have to go into the "Entertainment" or "Navigation" menu to check it. To confirm it is working properly, the bar should be white like the image below.</p>  |
| <p>The handbook states that a "moderate collision" will dial 911. Please define "moderate."</p>                | <p>If an airbag is deployed.</p>  |
| <p>Will the customer have to sign a disclaimer for a loaner vehicle that has Connected Services activated?</p> | <p>If the customer is downloading the MyMazda app to use the Connected Services functions, they will sign the disclaimer as part of the MyMazda process. If the customer is not downloading the app but the dealer has set it up for their own purposes (e.g., vehicle location), then it is the dealer's responsibility to disclose to the customer.</p>   |

**CONSUMER NOTICE:** The information and instructions in this bulletin are intended for use by skilled technicians. Mazda technicians utilize the proper tools/equipment and take training to correctly and safely maintain Mazda vehicles. These instructions should not be performed by "do-it-yourselfers." Customers should not assume this bulletin applies to their vehicle or that their vehicle will develop the described concern. To determine if the information applies, customers should contact their nearest authorized Mazda dealership. Mazda North American Operations reserves the right to alter the specifications and contents of this bulletin without obligation or advance notice. All rights reserved. No part of this bulletin may be reproduced in any form or by any means, electronic or mechanical---including photocopying and recording and the use of any kind of information storage and retrieval system ---without permission in writing.

**Educational Videos**

[OverviewMyMazda remote](#)  
[Using MyMazda App](#)  
[Vehicle Health Notifications](#)  
[In-car Wi-Fi](#)  
[Safety features](#)

**Resources****Connected Services Owner's Manual**

MAZDA CONNECT and MAZDA CONNECTED SERVICES User Guide (see attachment)  
MAZDA CONNECTED VEHICLE VIEWER (see attachment)

**CONSUMER NOTICE:** The information and instructions in this bulletin are intended for use by skilled technicians. Mazda technicians utilize the proper tools/equipment and take training to correctly and safely maintain Mazda vehicles. These instructions should not be performed by "do-it-yourselfers." Customers should not assume this bulletin applies to their vehicle or that their vehicle will develop the described concern. To determine if the information applies, customers should contact their nearest authorized Mazda dealership. Mazda North American Operations reserves the right to alter the specifications and contents of this bulletin without obligation or advance notice. All rights reserved. No part of this bulletin may be reproduced in any form or by any means, electronic or mechanical---including photocopying and recording and the use of any kind of information storage and retrieval system ---without permission in writing.