



Title: Base Line 1016 update

Applicability: MY20 Revero GT

Market Region: All

PRIORITY: Vehicles on list

PURPOSE:

In order to bring the Revero GT into the best performance Karma Automotive has released a Baseline update for the MY2020 Revero GT, BL1016.

This bulletin will outline the process of what to expect and what to perform.

Baseline 1016 or BL1016, offers general diagnostic enhancements for the vehicle, improved audio system and user features.

Only the affect vehicle below are subject to this update.

50GK43SB4LA000002	50GK43SB6LA000034	50GK43SB8LA000052
50GK43SB3LA000010	50GK43SBXLA000036	50GK43SB3LA000055
50GK43SB8LA000021	50GK43SB3LA000038	50GK43SB5LA000056
50GK43SB1LA000023	50GK43SB5LA000039	50GK43SB7LA000057
50GK43SB3LA000024	50GK43SB3LA000041	50GK43SB0LA000059
50GK43SB5LA000025	50GK43SB5LA000042	50GK43SB7LA000060
50GK43SB7LA000026	50GK43SB7LA000043	50GK43SB9LA000061
50GK43SB0LA000028	50GK43SB9LA000044	50GK43SB6LA000065
50GK43SB2LA000029	50GK43SB0LA000045	50GK43SBXLA000067
50GK43SB9LA000030	50GK43SB4LA000047	50GK43SB1LA000068
50GK43SB2LA000032	50GK43SB4LA000050	
50GK43SB4LA000033	50GK43SB6LA000051	

Procedure Overview:

1. Create a TSS case for the affect VIN presented for this operation
2. Verify the ELECTRIC RANGE shows a minimum of 25 Miles (41 Km) of range
3. Ensure the HOOD REMAINS CLOSED
4. Accept the Prompt for the Over the Air CIU update
5. Ensure the Karma Sync has received the latest update
6. Proceed to connect KarmaSync and perform a full vehicle update follow prompts as directed.
7. Verify the update is complete, check for codes, clear any codes and test drive the vehicle

Karma Automotive Bulletins and service documents are intended for use by experienced and trained Technicians. If you lack the skills, tools, equipment and a suitable workshop for any procedure described in this document, we suggest you leave such repairs to a Karma retailer and service provider. See your service provider for advice on whether your vehicle may benefit from the information contained within this document. The information contained in the Karma Bulletin is accurate at the date of publication. However, Karma Automotive regularly updates technical information. Please check with your Karma Automotive Retailer and Karma Automotive service provider that the bulletin you intend to use contains the latest available information.

**Title: Base Line 1016 update**

**Applicability:** MY20 Revero GT

**Market Region:** All

Open a TSS case as normal follow provided instructions.

Verify current installed version of software in the TPI.

Settings >Vehicle > About

***If it reads 20.25.42.2 or 20.25.42.3, or 20.25.42.4 do not proceed, this vehicle is updated to BL1016  
Verify with TSS how to go forward***

The chart below should guide you to view the Baseline level of the vehicle.

Settings >Vehicle > About	Displayed Version
BL 1016	20.25.42.3

**STEP 1**

**Check for any open bulletins which require completion**

**STEP 2**

**Read this BL1016 bulletin**

**STEP 3**

**Create TSS case,  
Now Over-the-air Update can be sent to vehicle**

**STEP 4**

**Follow Instructions  
provided by TSS to update vehicle with Karma Sync**

**⚠ NOTICE! ⚠**

**STEPS MUST BE PERFORMED IN THIS ORDER TO AVOID SOFTWARE INSTALLATION ISSUES**

Karma Automotive Bulletins and service documents are intended for use by experienced and trained Technicians. If you lack the skills, tools, equipment and a suitable workshop for any procedure described in this document, we suggest you leave such repairs to a Karma retailer and service provider. See your service provider for advice on whether your vehicle may benefit from the information contained within this document. The information contained in the Karma Bulletin is accurate at the date of publication. However, Karma Automotive regularly updates technical information. Please check with your Karma Automotive Retailer and Karma Automotive service provider that the bulletin you intend to use contains the latest available information.

**Title: Base Line 1016 update**

**Applicability:** MY20 Revero GT

**Market Region:** All

Software updates will be scheduled as part of Karma Automotive continuous improvement process. The relevant software flash reprogramming is performed via Karma Sync to update without module replacement.

The Karma Sync tool will allow the technician to display the current software identification and cross reference them to any that will be included in the latest updates. Central Infotainment Unit flashing will occur over the air, TSS is required to be notified prior to this step.

**REQUIREMENT:** There is a component of this Baseline release which will be performed Over-the-Air. This will require creating a technical services support (TSS) case as soon as the vehicle arrives at the dealer. Please schedule this baseline install and begin the action early in the workday to allow sufficient time to contact and activate this over the air update through the TSS group.

**⚠ NOTICE! ⚠**

*The vehicle should have the High Voltage battery charged. The State of Charge is 42% or more (verified in Karma Sync), when placed in Ready Mode, the vehicle generator may turn on at any time during the flash process. **It is mandatory the displayed range is twenty-five (25) miles of EV range or greater before beginning the flash procedure.***

Keep the hood closed when doing a Baseline update for all Revero GT (Fig 1). Do not have a charger on the vehicle, unless prompted during the update.



Fig 1

Ensure the electric range is at 25 miles or higher in the displayed range gauge (Fig 2).



Fig 2

Karma Automotive Bulletins and service documents are intended for use by experienced and trained Technicians. If you lack the skills, tools, equipment and a suitable workshop for any procedure described in this document, we suggest you leave such repairs to a Karma retailer and service provider. See your service provider for advice on whether your vehicle may benefit from the information contained within this document. The information contained in the Karma Bulletin is accurate at the date of publication. However, Karma Automotive regularly updates technical information. Please check with your Karma Automotive Retailer and Karma Automotive service provider that the bulletin you intend to use contains the latest available information.

Type: Baseline Release

Year: 2020

System: General Diagnosis

Sequence: 01

First Release Rev: 0.1

**Title: Base Line 1016 update**

**Applicability:** MY20 Revero GT

**Market Region:** All

Accept the prompt to perform the OTA, install, do not allow the vehicle to “sleep”. Leave a door open, this is a easy way to prevent this (Fig. 3).

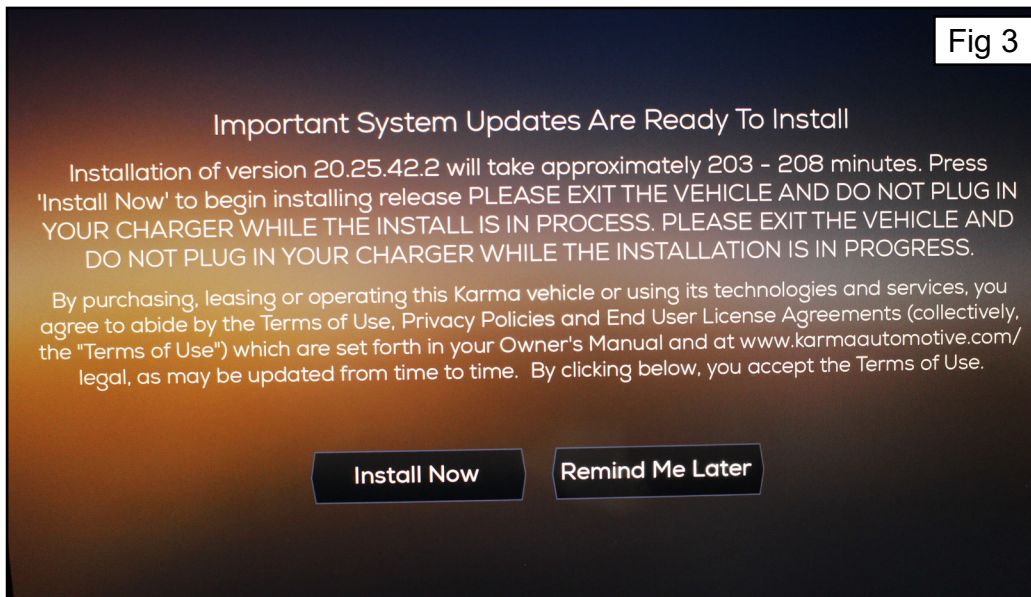


Fig 3

The Touch Panel screen will display the step it is involved in from downloading to install. the vehicle will reboot when complete (Fig 4).

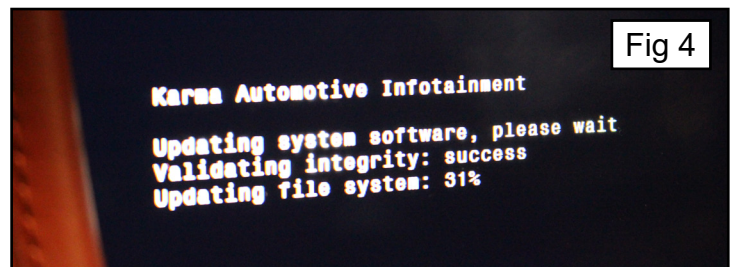


Fig 4

The amp will not be updated, observing a “fail” remark is normal (Fig 5).

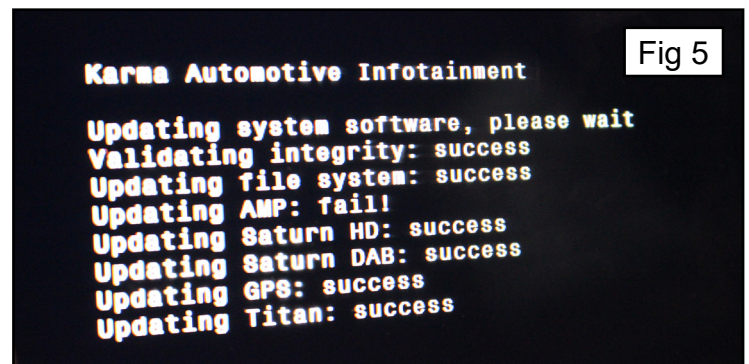


Fig 5

Karma Automotive Bulletins and service documents are intended for use by experienced and trained Technicians. If you lack the skills, tools, equipment and a suitable workshop for any procedure described in this document, we suggest you leave such repairs to a Karma retailer and service provider. See your service provider for advice on whether your vehicle may benefit from the information contained within this document. The information contained in the Karma Bulletin is accurate at the date of publication. However, Karma Automotive regularly updates technical information. Please check with your Karma Automotive Retailer and Karma Automotive service provider that the bulletin you intend to use contains the latest available information.

Type: Baseline Release

Year: 2020

System: General Diagnosis

Sequence: 01

First Release Rev: 0.1

**Title: Base Line 1016 update**

**Applicability:** MY20 Revero GT

**Market Region:** All

The TPI and Vehicle will reboot when complete, you should see the welcome screen with a cloud as shown (Fig 6).



Fig 6

Upon restart the User Interface welcome screen will display a Revero GT badged screen (Fig 7).




Fig 7

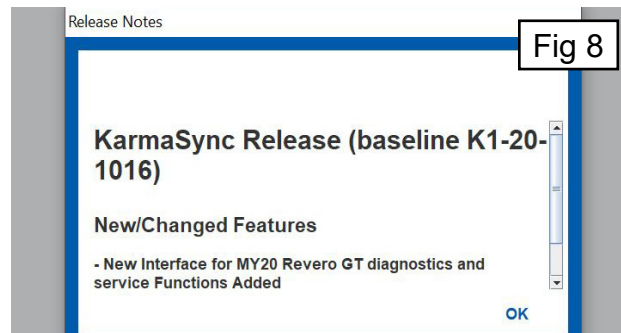
Karma Automotive Bulletins and service documents are intended for use by experienced and trained Technicians. If you lack the skills, tools, equipment and a suitable workshop for any procedure described in this document, we suggest you leave such repairs to a Karma retailer and service provider. See your service provider for advice on whether your vehicle may benefit from the information contained within this document. The information contained in the Karma Bulletin is accurate at the date of publication. However, Karma Automotive regularly updates technical information. Please check with your Karma Automotive Retailer and Karma Automotive service provider that the bulletin you intend to use contains the latest available information.

**Title: Base Line 1016 update**

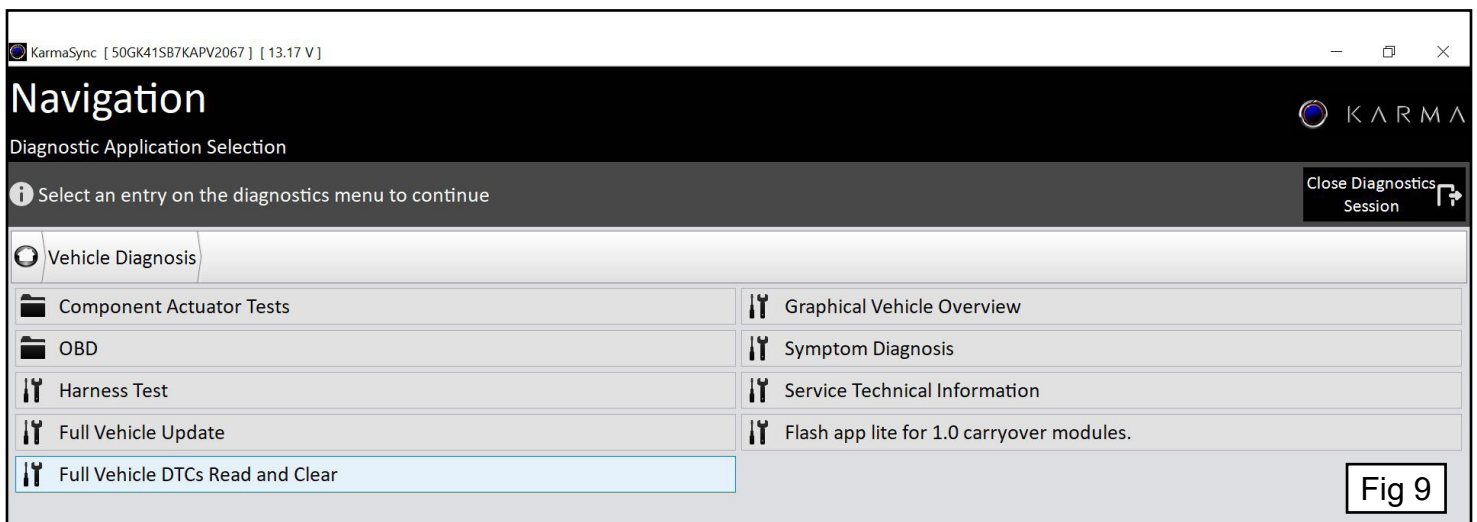
**Applicability:** MY20 Revero GT

**Market Region:** All

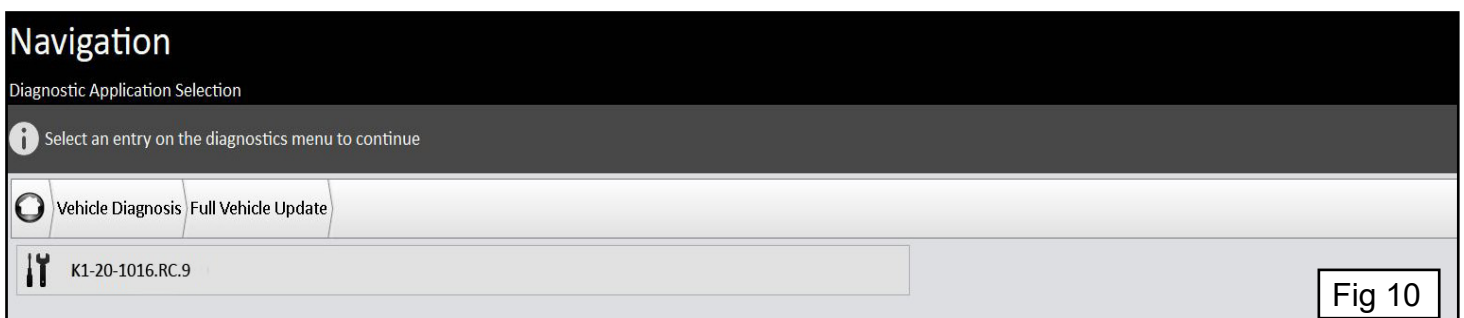
The Karma Sync should be updated to the latest deliverable, this message will be displayed when the initial session is launched (Fig 8).



Begin a diagnostic session, and clear any DTC's (Fig 9).



Enter full vehicle update and select K1-20-1016.RC.9 (Fig 10)



Karma Automotive Bulletins and service documents are intended for use by experienced and trained Technicians. If you lack the skills, tools, equipment and a suitable workshop for any procedure described in this document, we suggest you leave such repairs to a Karma retailer and service provider. See your service provider for advice on whether your vehicle may benefit from the information contained within this document. The information contained in the Karma Bulletin is accurate at the date of publication. However, Karma Automotive regularly updates technical information. Please check with your Karma Automotive Retailer and Karma Automotive service provider that the bulletin you intend to use contains the latest available information.

**Title: Base Line 1016 update**

**Applicability: MY20 Revero GT**

**Market Region: All**

Proceed with the Karma Sync and check the Software IDs as indicated. The target software should be as indicated in the table below. Record the software IDs displayed on the Karma Sync workshop tester before you begin (Fig 11).

Action	ECU	Current Software	Target Software
	Central Infotainment Unit	0511-25-42	0511-25-42
	Power Inverter Module Traction Motor 1	ECU No RESP	05A3-01-55
	Tire Pressure Monitor System	0802-00-04	0802-00-04
	Door Module Left	0681-00-10	0681-00-10
	Electronic Brake Control Module	0626-02-10	0626-02-10
	Heat/Ventilation Air Conditioning	0632-03-27	0632-03-27
	Vehicle Control Module Body	0661-00-21	0661-00-21
	Engine Control Module	ECU No RESP	6170-00-14-137
	On Board Charge Module	ECU No RESP	0321-00-07
	Surround View Camera System	0542-03-09	0542-03-09
	Door Module Right	0691-00-10	0691-00-10
	Electronic Park Brake Secondary	0537-01-03	0537-01-03
	ADAS Front Radar Module	0722-00-03	0722-00-04
	Battery Energy Control Module	0552-02-29	0552-02-29
	Vehicle Control Module Security	0671-00-36	0671-00-36
	Park Distance Module	0702-03-01	0702-03-01
	Blind Spot Monitor Right	0572-03-08	0572-03-08
	Blind Spot Monitor Left	0572-03-08	0572-03-08
	Hybrid Control Unit Secondary	0567-01-25	0567-01-25
	ADAS Windshield Camera Module	4302	4302
	Electric Power Steering	0522-01-22	0522-01-22
	Seat Control Module	0762-01-04	0762-01-04
	Hybrid Control Unit Primary	0562-10-19	0562-10-19
	Accessory Power Module	0311-01-02	0311-01-02
	Electronic Park Brake	0532-01-07	0532-01-07
	Power Inverter Module Traction Motor 2	ECU No RESP	05B3-01-55
	Power Inverter Module Generator	ECU No RESP	0583-02-43

Vehicle Overview | Deselect | Deselect all | Add | Add All | Selected ECUs | Next

Fig 11

Note: Current software column should be overwritten in the reflash update, the target software is what will be in the vehicle when the procedure is complete.

**NOTE: The CIU software version ID is found in the TPI, go to: Settings > Vehicle > About**

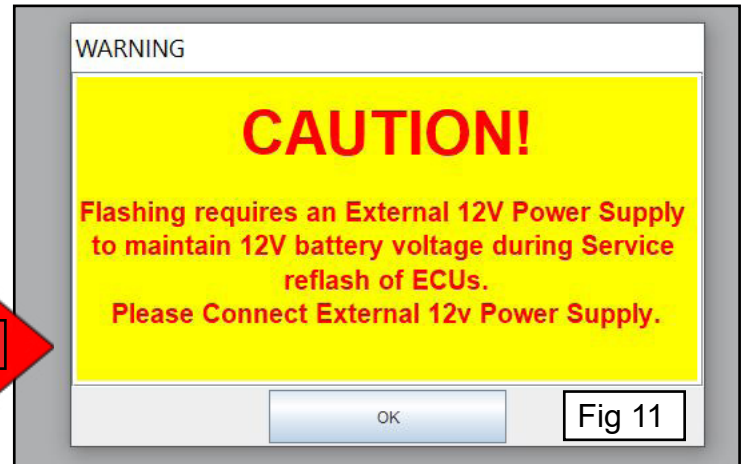
Karma Automotive Bulletins and service documents are intended for use by experienced and trained Technicians. If you lack the skills, tools, equipment and a suitable workshop for any procedure described in this document, we suggest you leave such repairs to a Karma retailer and service provider. See your service provider for advice on whether your vehicle may benefit from the information contained within this document. The information contained in the Karma Bulletin is accurate at the date of publication. However, Karma Automotive regularly updates technical information. Please check with your Karma Automotive Retailer and Karma Automotive service provider that the bulletin you intend to use contains the latest available information.

**Title: Base Line 1016 update**

**Applicability:** MY20 Revero GT

**Market Region:** All

ALERT: This is a MY18 and MY19 Revero Warning only, disregard when updating a MY20 Revero GT (Fig 11).

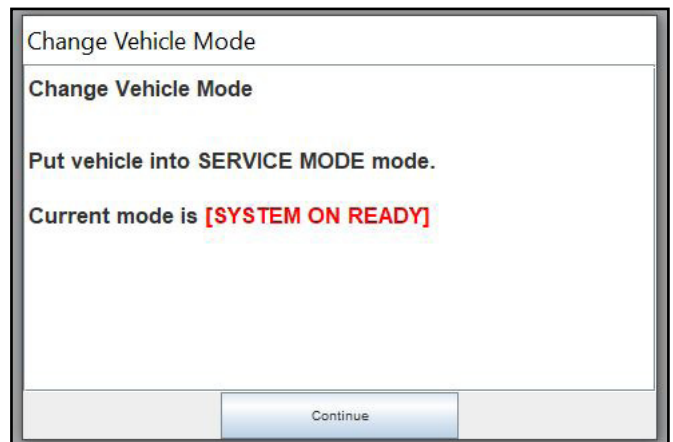



During the baseline update you will need to be in the vehicle and follow the prompts with the doors closed. "Service Mode" is a simultaneous press of the Hazard and Power buttons.

Ready Mode is as normal - a power on button press, and "Off Awake" is achieved with the power button pressed to turn off the vehicle, however the PRND will still be illuminated. (As shown Below)

"On Mode" is the same as Accessory Mode, should this be prompted.

The "continue" prompt must be clicked, while the vehicle is in the requested state, and in the case of "off awake" it may time-out, remain engaged with the vehicle and Karma Sync requests.



Karma Automotive Bulletins and service documents are intended for use by experienced and trained Technicians. If you lack the skills, tools, equipment and a suitable workshop for any procedure described in this document, we suggest you leave such repairs to a Karma retailer and service provider. See your service provider for advice on whether your vehicle may benefit from the information contained within this document. The information contained in the Karma Bulletin is accurate at the date of publication. However, Karma Automotive regularly updates technical information. Please check with your Karma Automotive Retailer and Karma Automotive service provider that the bulletin you intend to use contains the latest available information.

Type: Baseline Release

Year: 2020

System: General Diagnosis

Sequence: 01

First Release Rev: 0.1

**Title: Base Line 1016 update**

**Applicability:** MY20 Revero GT

**Market Region:** All

During the update procedure as before, the progress bar on the selected modules will go to full and a green check mark will become visible (Fig 12 and Fig 13) .

### Updating ECUs

ECU Configuration K1-20-1016.RC9

Preparing Vehicle for Flash

ECU	Progress	Status
Central Infotainment Unit		
Power Inverter Module Traction Motor 1		
Tire Pressure Monitor System		
Door Module Left		
Electronic Brake Control Module		
Heat/Ventilation Air Conditioning		
Vehicle Control Module Body		
Engine Control Module		
On Board Charge Module		
Surround View Camera System		
Door Module Right		
Electronic Park Brake Secondary		
Battery Energy Control Module		
Vehicle Control Module Security		
Park Distance Module		
Blind Spot Monitor Right	<div style="width: 10%;"></div>	

Fig 12

### Updating ECUs

ECU Configuration K1-20-1016.RC9

Update process complete

ECU	Progress	Status
Central Infotainment Unit		
Park Distance Module		✓
Heat/Ventilation Air Conditioning		✓
Electric Power Steering		✓
ADAS Windshield Camera Module		✓
Door Module Right		✓
Blind Spot Monitor Right		✓
Seat Control Module		✓
Power Inverter Module Generator		✓
Surround View Camera System		✓
Electronic Park Brake Secondary		✓
Tire Pressure Monitor System		✓
Hybrid Control Unit Primary		✓
Vehicle Control Module Body		✓
Power Inverter Module Traction Motor 1		✓
Engine Control Module		✓

Fig 13

Karma Automotive Bulletins and service documents are intended for use by experienced and trained Technicians. If you lack the skills, tools, equipment and a suitable workshop for any procedure described in this document, we suggest you leave such repairs to a Karma retailer and service provider. See your service provider for advice on whether your vehicle may benefit from the information contained within this document. The information contained in the Karma Bulletin is accurate at the date of publication. However, Karma Automotive regularly updates technical information. Please check with your Karma Automotive Retailer and Karma Automotive service provider that the bulletin you intend to use contains the latest available information.

Type: Baseline Release

Year: 2020

System: General Diagnosis

Sequence: 01

First Release Rev: 0.1

**Title: Base Line 1016 update**

**Applicability:** MY20 Revero GT

**Market Region:** All

Note: The OBCM will not update unless the vehicle is on a charger, follow the prompts as needed to engage this module for the update if requested.

Should a module fail during the update (Fig 14), proceed and complete the remaining modules. Enter full vehicle update and select that module alone and proceed to push the update again.

Door Module Right



Fig 14

This should complete the update, please clear codes, and check the vehicle for all operation and ensure all presets and other settings are returned to the customer preferences if required.



Type: Baseline Release

Year: 2020

System: General Diagnosis

Sequence: 01

First Release Rev: 0.1

Title: Base Line 1016 update

Applicability: MY20 Revero GT

Market Region: All

**PARTS REQUIRED:**

PART NUMBER	DESCRIPTION	QUANTITY
	N/A	

**SHOP SUPPLIES if Required:**

PART NUMBER	DESCRIPTION	QUANTITY
	N/A	

**SPECIAL TOOLS:**

DESCRIPTION
N/A

**CAUSAL PART:**

PART NUMBER	DESCRIPTION
C131181101106	Central Infotainment Unit

**LABOR CODES:**

CODE	DESCRIPTION	TIME	DEFECT CODE
00-99-24-16	BL1016 Update	2.5	99-20-20-68

**SUBLET:**

CODE	DESCRIPTION	AMOUNT

**WARRANTY DISPOSITION:** This repair is covered under the New Vehicle Limited Warranty, in effect for four (4) years from the in-service date with no mileage limitation.

Karma Automotive Bulletins and service documents are intended for use by experienced and trained Technicians. If you lack the skills, tools, equipment and a suitable workshop for any procedure described in this document, we suggest you leave such repairs to a Karma retailer and service provider. See your service provider for advice on whether your vehicle may benefit from the information contained within this document. The information contained in the Karma Bulletin is accurate at the date of publication. However, Karma Automotive regularly updates technical information. Please check with your Karma Automotive Retailer and Karma Automotive service provider that the bulletin you intend to use contains the latest available information.