



Volkswagen



2016 Passat

Engine	Part	Part Number	Quantity
1.8L Turbo: CPKA, CPRA	Oil Filter	06L-115-562-B	1
	VW 502 00 Use synthetic oil SAE 5W-40, SAE 5W-30	N/A	5.5L (5.7qt)
	Drain Plug W/Gasket	N 91167901	1
	Air Filter	5C0129620	1

Engine	Part	Part Number	Quantity
3.6L VR6: CDVB	Oil Filter	03H-115-562	1
	VW 502 00 Use synthetic oil SAE 5W-40, SAE 5W-30	N/A	5.5L (5.8qt)
	Drain Plug W/Gasket	N 908132	1
	Air Filter	1K0129620B	1

2016	Engine Code		Torque Spec
Oil drain plug Torque	1.8L	CPKA, CPRA	30 Nm
	3.6L	CDVB	
Wheel hub bolt Torque	1.8L	CPKA, CPRA	140 Nm
	3.6L	CDVB	

Miscellaneous	Part	Part Number	Quantity
Miscellaneous	Pollen Filter (PR-KH6)	1K819644B	1
	Pollen Filter (PR-9AK)	1K1819653B	1
	Wiper Blade – Left >> D – 01.08.2016	561 955 425	1
	Wiper Blade – Left D – 16.03.2015>>	561 955 425 600 mm	1
	Wiper Blade – Right >> D – 01.08.2016	561 955 426	1
	Wiper Blade – Right D – 16.03.2015>>	561 955 426 475 mm	1
	Battery (Amp. Req. Vary)	000915105*	1
	Battery (Amp. Req. Vary)	000915105*	1
	Battery (Amp. Req. Vary)	000915105*	1

*VIN Required

Revised 1-15-2020

2016 Passat Service Reminder Reset


Resetting the oil change service reminder

If the service was not performed by an authorized Volkswagen dealer or an authorized Volkswagen Service Facility, the oil change service reminder can be reset as follows:

Vehicles with Premium display:

1. Switch off the ignition.
 2. Press and hold the **0.0/SET** button in the instrument cluster.
 3. Switch on the ignition.
 4. Release the **0.0/SET** button.
 5. A confirmation message appears in the display. Confirm request with the **OK/RESET** in the windshield wiper lever or the **OK** button on the multi-function steering wheel.
-

Vehicles with Basic display:

1. Switch off the ignition.
 2. Push the **0.0/SET** button in the instrument cluster and hold down.
 3. Switch on the ignition.
 4. Release the **0.0/SET** button and push the  button in the instrument cluster within about 20 seconds.
-

Resetting the inspection service reminder

If the service was not performed by an authorized Volkswagen dealer or an authorized Volkswagen Service Facility, the inspection service reminder can be reset as follows:


Vehicles with Premium display:


1. Switch off the ignition.
 2. Switch on the emergency flashers.
 3. Press and hold the **0.0/SET** button in the instrument cluster.
 4. Switch on the ignition.
-


Vehicles with Premium display:

5. Release the **0.0/SET** button.
6. A confirmation message appears in the display. Confirm request with the **OK/RESET** in the windshield wiper lever or the **OK** button on the multi-function steering wheel.
7. Switch off the emergency flashers.

Vehicles with Basic display:

1. Switch off the ignition.
2. Switch on the emergency flashers.
3. Push the **0.0/SET** button in the instrument cluster and hold down.
4. Switch on the ignition.
5. Release the **0.0/SET** button and push the  button in the instrument cluster within about 20 seconds.
6. Switch off the emergency flashers.

 Do **not** reset the service reminder between service intervals; otherwise incorrect information will be displayed.

 The service reminder disappears after a few seconds or after the **OK/RESET** button on the windshield wiper lever or the **OK** button on the multi-function steering wheel has been pushed.