

## Popping or Crackling from the Speakers? Check the MOST Bus Network

### AFFECTED VEHICLES

Year	Model	Trim
2018- 20	Odyssey	ALL except LX
2019- 20	Passport	ALL except Sport
2019- 20	Pilot	ALL except LX

**EDITOR'S NOTE:** This article replaces the one posted in **May 2019**.

Are you hearing a popping or crackling from the speakers? This may be due to a connection issue in the MOST bus network or a harness/wiring issue.

To save you troubleshooting time, check the vehicle's repair history. Most reported cases of this issue happened after an earlier repair was made to the system.


Check the MOST Bus Network Failure Log in the vehicle to help narrow down failure areas in the system, including damaged connections. See S/B 19-097, *Service Manual Update: MOST Bus Network Failure Log* for details. If you don't see any events listed, inspect all of the MOST connections.

### CONNECTION ISSUES

Be sure to inspect the red and green MOST connectors of all infotainment system components and any connections between the harnesses. If you find a damaged connector, like you see here, you must replace the entire harness. These connectors **are not** repairable.

NOTICE

When unplugging these connectors during inspection or replacement, never use the cables for leverage. You can easily damage the connectors.



If you want more info on what the MOST bus network does, look up the *Tech2Tech*® video "Let's Talk MOST Bus Network and ECL Diagnostics." And if you want to know how to check for damaged or loose connections, be sure to check out the video "A Look at MOST Bus Network Connectors."



### HARNESS ROUTING

During vehicle assembly, the harness for the infotainment unit could have been misrouted, causing tension on the MOST connectors. This could cause a break in the signal during operation.

To fix this, disconnect the MOST connector and reroute the harness wire so the tension goes away.

**✗ NO GOOD**

**○ GOOD**



We've also found that the MOST connectors on the DVD player may get pinched between the unit and the air ducting box. We don't have a permanent fix for this, but you can try adjusting the wires to take pressure off of them.

