

Technical Service Bulletin

91 Audi connect has no function, SOS LED is off, and SOS warning message in the FPK

91 19 21 2058096/1 December 19, 2019.

| Model(s) | Year | VIN Range | Vehicle-Specific Equipment |
|----------|------|-----------|----------------------------|
| A4, A5 | 2020 | All | Not Applicable |

Condition

The customer states one or all of the following conditions exist:

- Audi connect services do not function.
- SOS LED is off and SOS or Roadside button does not function.
- There are missing MMI icons on the main menu.
- Settings Menu cannot be accessed.

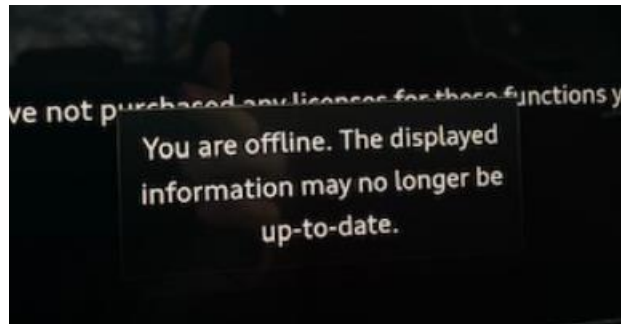


Figure 1. Audi connect offline.

Technical Background

The 2020 A4 & A5 models are the first vehicles in the USA market with the MIB3 MMI infotainment system. This new system has the same touch interface as the previous MIB2+ MMI system. However, the technology is different, the hardware is provided by a different supplier, and the base operating system is unique. As a result, the MMI software updates are not cross-compatible between MIB3 and MIB2+ systems.

This new MIB3 system initially comes from the factory with Cluster 32 software which has a concern that can create one or all of the conditions previously mentioned above, when transport mode is deactivated as part of the vehicle PDI procedure.

Production Solution

The MIB3 system will receive a software update to fix all concerns.



Technical Service Bulletin

Service

For all listed conditions, the service solution is to perform a full factory reset of the MMI menu settings using ODIS. The manual factory reset using the settings menu in the MMI will not resolve this concern (manual method via *Settings >> System Maintenance >> Restore Factory Settings*).

Service Solution Steps:

1. Using ODIS start Guided Fault Finding.
2. Navigate to Address 005F – Information Control Unit 1 (5F-Information electronics (MIB3)) and right click Address 005F and select Guided Functions (Figure 2).

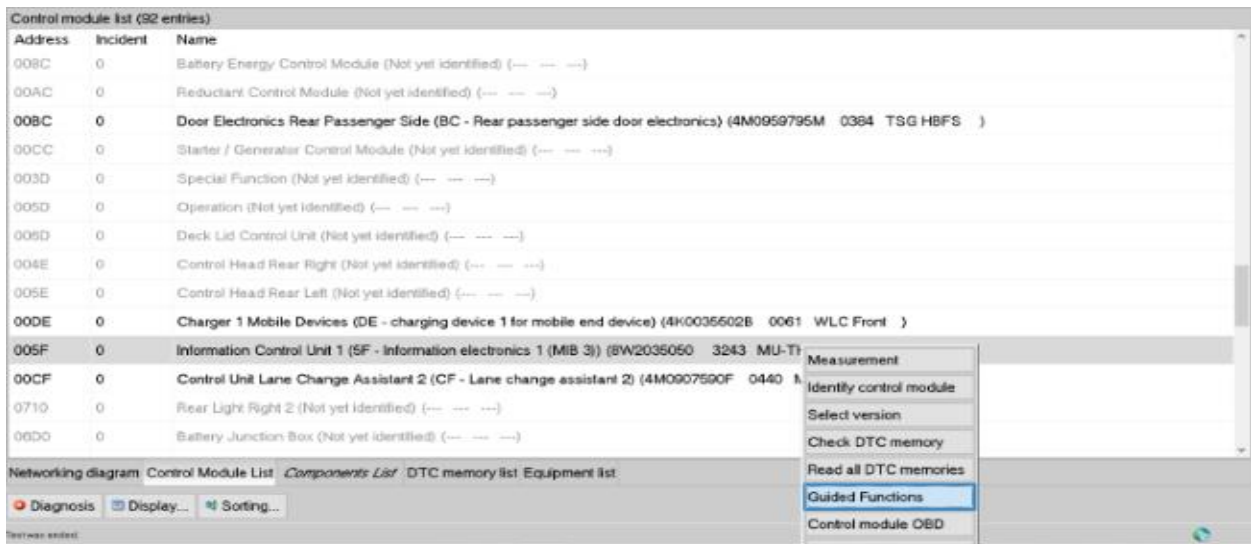


Figure 2. Information Control Unit 1 - Guided Functions.

3. Select “Basic Setting”
4. Select “3-Reset Menus to Factory Settings” (Figure 3).



Technical Service Bulletin

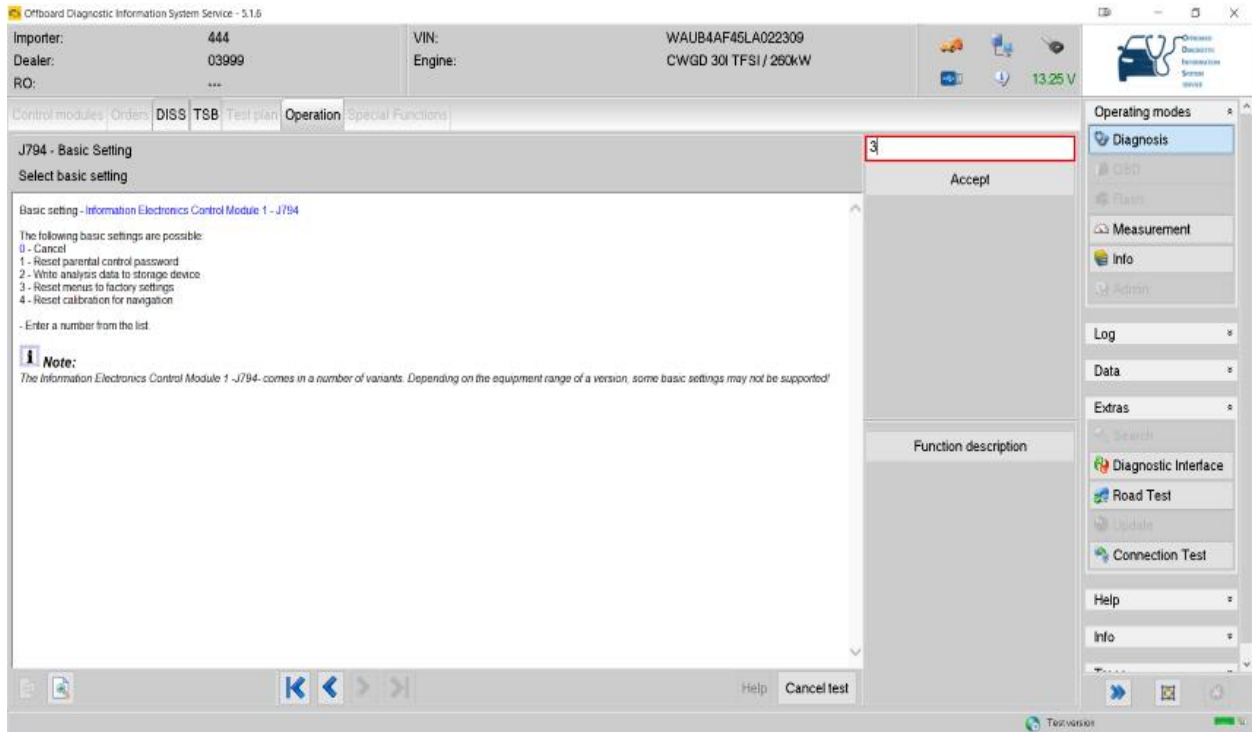


Figure 3. Reset Menus to factory settings.

5. Progress forward through the remaining prompts to complete the MMI factory reset. Once the reset is complete in the MMI, GFF can be ended.
6. Next, go to the main MMI Settings menu and swipe to the right and select Privacy. Then turn OFF Privacy Mode by deselecting “Activate Privacy Mode,” (Figure 4).



Technical Service Bulletin



Figure 4. Privacy Mode deactivated.

7. Then perform a vehicle bus sleep-cycle by disconnecting ODIS from the OBD port, roll up all windows, and lock the vehicle. Let the vehicle sit for 5-10 minutes. If this step is being completed at PDI then it can be performed after the initial test drive.
8. After the sleep-cycle, turn on the vehicle and wait for the MMI to download all Audi connect service licenses and wait for the SOS light to go green. This process can take up to 15 minutes.

Warranty

This TSB is informational only and not applicable to any Audi Warranty. This procedure is a necessary part of the vehicle PDI.



Technical Service Bulletin

Additional Information

All part and service references provided in this TSB (2058096) are subject to change and/or removal. Always check with your Parts Department and/or ETKA for the latest information and parts bulletins. Please check the Repair Manual for fasteners, bolts, nuts, and screws that require replacement during the repair.

©2019 Audi of America, Inc. All rights reserved. The information contained in this document is based on the latest information available at the time of printing and is subject to the copyright and other intellectual property rights of Audi of America, Inc., its affiliated companies and its licensors. All rights are reserved to make changes at any time without notice. No part of this document may be reproduced, stored in a retrieval system, or transmitted in any form or by any means, electronic, mechanical, photocopying, recording, or otherwise, nor may these materials be modified or reposted to other sites, without the prior expressed written permission of the publisher.