






# MPD UPDATE POWERTRAIN - UPDATED



Vehicles equipped with AJ20P6 idle instability		19/20MY RR/RRS MHEV equipped with AJ20P6 engine	
<p><u>Problem Description:</u></p> <ul style="list-style-type: none"> <li>- The customer experiences a dip in engine RPM which may result in a flashing "D" indicator and possibly an engine stall condition. The engine can be restarted on the next key cycle.</li> </ul> <p><u>Current Status:</u></p> <ul style="list-style-type: none"> <li>- Revised PCM and TCM calibrations have been released in Pathfinder 260.</li> </ul> <p><u>Recommended Actions:</u></p> <ul style="list-style-type: none"> <li>- Diagnose/Rectify any DTCs stored. Perform update of PCM and TCM and complete adaption drive cycle below.</li> <li>- 1:Disable ESS with the dedicated button/2:Start &amp; Idle the engine for 30 seconds/3:Drive at low vehicle speed with non aggressive pedal for 10 minutes with frequent stops with ESS disabled/4:Drive at higher vehicle speed with normal pedal for additional 20 minutes/5:Enable ESS and verify if the vehicle performs Eco Stop/Start correctly.</li> </ul>			
KPI's			
Total VIN Count	Status		Issue Owner
			Matt Priestner

 Solution Unavailable or project not yet accepted

 Solution known, not yet delivered

 Service Fix Available, Communication Published

