



Revision 4 October 2019

Dealer Service Instructions for:

# Customer Satisfaction Notification V41

## Steering Damper

---

**NOTE: New information for Step 9 and 10.**

### Remedy Available

**2018 - 2019 (JL) Jeep® Wrangler vehicles**

*NOTE: Some vehicles above may have been identified as not involved in this campaign and therefore have been excluded from this campaign.*

**IMPORTANT: Some of the involved vehicles may be in dealer new vehicle inventory.** Dealers should also consider this requirement to apply to used vehicle inventory and should perform this campaign on vehicles in for service. Involved vehicles can be determined by using the VIP inquiry process.

### Subject

The front suspension steering damper on about 192,000 of the above vehicles may not effectively damp oscillation of the steering system, resulting in a sustained shake or shimmy in the steering wheel. This can be more noticeable when driving at speeds exceeding 55 Miles Per Hour (MPH) 88 Kilometers Per hour (KPH) after contacting a bumpy road surface and in temperatures below 40° Fahrenheit (5° Celsius).

### Repair

Replace the front suspension steering damper on all of the above involved vehicles.

## Parts Information

**Parts will be manually allocated to dealers based on VIN assignment. This process will continue to during the next several months.**

<u>Part Number</u>	<u>Description</u>
<b>CCUKV411AA</b>	<b><u>Left Hand Drive (LHD) Part Package</u></b>

Each package contains the following components:

<u>Quantity</u>	<u>Description</u>
1	Steering Damper, Left Hand Drive

<u>Part Number</u>	<u>Description</u>
<b>CCUKV412AA</b>	<b><u>Right Hand Drive (RHD) Part Package</u></b>

Each package contains the following components:

<u>Quantity</u>	<u>Description</u>
1	Steering Damper, Right Hand Drive

<u>Part Number</u>	<u>Description</u>
<b>CCUKV413AA</b>	<b><u>Fastener Part Package (LHD and RHD)</u></b>

Each package contains the following components:

<u>Quantity</u>	<u>Description</u>
1	Bolt, Axle Mount Steering Damper
1	Nut and Washer, Axle Mount Steering Damper
1	Bolt, Bracket Steering Damper
1	Nut, Bracket Steering Damper

## Parts Return

No parts return required for this campaign.

## Special Tools

No special tools are required to perform this service procedure.

## Service Procedure

1. Place the front wheels in a straight ahead position.
2. Raise and support the vehicle.
3. Remove the steering damper nut and bolt from the tie rod bracket (Figure 1).




Figure 1 – Steering Damper

4. Remove the steering damper bolt and flag nut from the axle bracket.


**NOTE: The damper flag nuts and bolts must be replaced.**

5. Remove the steering damper from the vehicle and **discard**.

**Service Procedure [Continued]**

6. Align the **NEW** steering damper to the mounting bolt holes on the axle bracket and the tie rod bracket.


**NOTE:** Location of side Intake Bulge on the base cup must be positioned in the downward position and the arrow on the damper label must point to the front of the vehicle (Figure 2).



**Figure 2 – Intake Bulge Location**

7. Install the **NEW** steering damper bolt through the axle bracket and start it a few threads into the **NEW** flag nut (Figure 1).
8. Install the **NEW** steering damper bolt through the tie rod bracket and start it a few threads into the **NEW** nut (Figure 3).

**NOTE:** Steering Damper Bolt has a square guide that must align with the tie rod bracket square hole and be fully seated (Figure 3).

**Service Procedure [Continued]****Figure 3 – Tie Rod Bracket**

9. Tighten the **NEW** steering damper **bolt** on the axle bracket to 80 N·m (59 ft. lbs.) (Figure 1).
10. Tighten the **NEW** steering damper nut on the tie rod bracket to **80** N·m (**59 ft.** lbs.) (Figure 3).
11. Lower the vehicle and return it to the customer.

**Completion Reporting and Reimbursement**

Claims for vehicles that have been serviced must be submitted on the DealerCONNECT Claim Entry Screen located on the Service tab. Claims paid will be used by FCA to record Customer Satisfaction Notification service completions and provide dealer payments.

Use the following labor operation number and time allowance:

	<b>Labor Operation Number</b>	<b>Time Allowance</b>
Replace Steering Damper	02-V4-11-82	0.3 hours

NOTE: See the Warranty Administration Manual, Recall Claim Processing Section, for complete claim processing instructions.

**Dealer Notification**

To view this notification on DealerCONNECT, select “Global Recall System” on the Service tab, then click on the description of this notification.

**Owner Notification and Service Scheduling**

All involved vehicle owners known to FCA are being notified of the service requirement by mail. They are requested to schedule appointments for this service with their dealers. A generic copy of the owner letter is attached.

**Vehicle Lists, Global Recall System, VIP and Dealer Follow Up**

All involved vehicles have been entered into the DealerCONNECT Global Recall System (GRS) and Vehicle Information Plus (VIP) for dealer inquiry as needed.

GRS provides involved dealers with an updated VIN list of their incomplete vehicles. The owner's name, address and phone number are listed if known. Completed vehicles are removed from GRS within several days of repair claim submission.

To use this system, click on the “**Service**” tab and then click on “**Global Recall System.**” Your dealer's VIN list for each recall displayed can be sorted by: those vehicles that were unsold at campaign launch, those with a phone number, city, zip code, or VIN sequence.

**Dealers should perform this repair on all unsold vehicles before retail delivery.** Dealers should also use the VIN list to follow up with all owners to schedule appointments for this repair.

*VIN lists may contain confidential, restricted owner name and address information that was obtained from the Department of Motor Vehicles of various states. Use of this information is permitted for this notification only and is strictly prohibited from all other use.*

**Additional Information**

If you have any questions or need assistance in completing this action, please contact your Service and Parts District Manager.

Customer Service / Field Operations  
FCA US LLC

This notice applies to your vehicle,

[Model Year and Model]

VIN XXXXXXXXXXXXXXXXXXXX

V41

LOGO

VEHICLE PICTURE

#### YOUR SCHEDULING OPTIONS

**1. RECOMMENDED OPTION**

Call your authorized Chrysler / Dodge / Jeep® / RAM Dealership.

**2. Call the FCA Recall Assistance Center at 1-800-853-1403. An agent can confirm part availability and help schedule an appointment.**

**3. Visit recalls.mopar.com, scan the QR code below, or download the Mopar Owner's Companion App.**

QR Code

Get access to recall notifications, locate your nearest dealer, and more through this website or Mopar Owner's Companion App. You will be asked to provide your Vehicle Identification Number (VIN) to protect and verify your identity.

#### DEALERSHIP INSTRUCTIONS

Please reference CSN V41.

# CUSTOMER SATISFACTION NOTIFICATION

## Steering Damper

Dear [Name],

At FCA US LLC, we recognize that the success of our business depends on the satisfaction of our customers. We are constantly monitoring the quality of our products and looking for opportunities to improve our vehicles even after they are sold. Because your long-term satisfaction is important to us, we are contacting you on important improvements we would like to make to your vehicle <sup>[1]</sup>. This will be done at no charge to you.

We are recommending the following improvements be performed on certain [2018 - 2019 Model Year Jeep® Wrangler] vehicles.

#### WHY DOES MY VEHICLE NEED REPAIRS?

The front suspension steering damper on your vehicle may not effectively damp oscillation of the steering system, resulting in a sustained shake or shimmy in the steering wheel. This can be more noticeable when driving at speeds exceeding 55 Miles Per Hour (MPH) 88 Kilometers Per hour (KPH) after contacting a bumpy road surface and in temperatures below 40° Fahrenheit (5° Celsius).

#### HOW DO I RESOLVE THIS CUSTOMER SATISFACTION NOTIFICATION

FCA will repair your vehicle free of charge (parts and labor). To do this, your dealer will replace the steering damper. The estimated repair time is half an hour. In addition, your dealer will require your vehicle for proper check-in, preparation, and check-out during your visit, which requires more time. Your time is important to us, so we recommend that you schedule a service appointment to minimize your inconvenience. Please bring this letter with you to your dealership.

**TO SCHEDULE YOUR FREE REPAIR,  
CALL YOUR CHRYSLER, DODGE, JEEP OR RAM DEALER TODAY**

#### WHAT IF I ALREADY PAID TO HAVE THIS REPAIR COMPLETED?

If you have already experienced this specific condition and have paid to have it repaired, you may visit [www.fcarecallreimbursement.com](http://www.fcarecallreimbursement.com) to submit your reimbursement request online. <sup>[2]</sup> Once we receive and verify the required documents, reimbursement will be sent to you within 60 days. If you have had previous repairs performed and/or already received reimbursement, you may still need to have the repair performed.

We apologize for any inconvenience, but are sincerely concerned about your satisfaction. Thank you for your attention to this important matter.

Customer Assistance/Field Operations  
FCA US LLC





**Mr. Mrs. Customer**  
**1234 Main Street**  
**Hometown, MI 48371**

[1] If you no longer own this vehicle, please help us update our records. Call the FCA Recall Assistance Center at 1-800-853-1403 to update your information.

[2] You can also mail in your original receipts and proof of payment to the following address for reimbursement consideration: FCA Customer Assistance, P.O. Box 21-8004, Auburn Hills, MI 48321-8007, Attention: Recall Reimbursement.