



## 2012 Beetle/Beetle Convertible

Volkswagen

Engine	Part	Part Number	Quantity
<b>2.0L Turbo: CCTA, CBFA</b>	Oil Filter	06J115403Q	1
	VW 502 00 Use synthetic oil SAE 5W-40, SAE 5W-30	N/A	4.7L (5.0qt)
	Drain Plug Gasket	See Tech Tip 17-12-02 Elsa Doc #2030603	1
	Air Filter	1K0129620D	1

Engine	Part	Part Number	Quantity
<b>2.5L: CBTA, CBUA</b>	Oil Filter	06D115562	1
	VW 502 00 Use synthetic oil SAE 5W-40, SAE 5W-30	N/A	6.0L (6.3qt)
	Drain Plug Gasket	N-90813202	1
	Air Filter	07K129620	1

2012	Engine Code		Torque Spec	
<b>Oil drain plug Torque</b>	2.0L	CCTA, CBFA	M14 plug	30 Nm
			M24 plug	50 Nm
	2.5L	CBTA, CBUA	M14 plug	30 Nm
			M24 plug	50 Nm
<b>Wheel hub bolt Torque</b>	2.0L	CCTA, CBFA	140 Nm	
	2.5L	CBTA, CBUA		

Miscellaneous	Part	Part Number	Quantity
<b>Miscellaneous</b>	Pollen Filter PR-9AB	1K0819644B	1
	Pollen Filter PR-9AK	1K1819653B	1
	Wiper Blades (Left or Right)	5C1955425	1
	Battery	000915105DEDSP	1
	Battery	000915105DGDSP	1
	Battery		1

Revised 11-11-2019



## 2012 Beetle/Beetle Convertible



Volkswagen

### Resetting the service reminder display

If the service was not performed by an authorized Volkswagen dealer or an authorized Volkswagen Service Facility, the service reminder can be reset as follows:

---

#### Vehicles with Premium text message display:

---

Select the **Settings** menu.

In the **Service** submenu, select the **Reset** menu item.

Confirm request with **OK**.

---

---


#### Vehicles with Basic text message display:

---


Switch off the ignition.


Push **0.0 / SET** and hold down.

Switch on the ignition.

Release the **0.0 / SET** button and push the  button within about 20 seconds.

---

 Do **not** reset the service reminder between service intervals; otherwise, incorrect information will be displayed.

 The service reminder disappears after a few seconds when the engine is running or the **OK** button has been pushed.