



## 2013-2014 Beetle/ Beetle Convertible



Volkswagen

| Engine                            | Part  | Part Number                                   | Quantity     |
|-----------------------------------|---|---|--------------|
| <b>2.0L Turbo: CCTA,<br/>CBFA</b> | Oil Filter  | 06J115403Q                                    | 1            |
|                                   | VW 502 00 Use synthetic oil<br>SAE 5W-40, SAE 5W-30 | N/A   | 4.6L (4.9qt) |
|                                   | Drain Plug Gasket                                   | See Tech Tip<br>17-12-02<br>Elsa Doc #2030603 | 1            |
|                                   | Air Filter  | 1K0129620D                                    | 1            |

| Engine                                   | Part                                     | Part Number | Quantity     |
|--|--|-------------|--------------|
| <b>2.0L Turbo Diesel:<br/>CJAA, CVCA</b> | Oil Filter                               | 071115562C  | 1            |
|  | VW 507 00 Use synthetic oil<br>SAE 5W-30 | N/A         | 4.3L (4.5qt) |
|  | Drain Plug + Gasket                      | N-90813202  | 1            |
|  | Air Filter                               | 1K0129620E  | 1            |
|  | Fuel Filter (20K Only)                   | 1K0127434B  | 1            |

| Engine                            | Part  | Part Number | Quantity     |
|-----------------------------------|---|-------------|--------------|
| <b>2.0L Turbo: CPLA,<br/>CPPA</b> | Oil Filter  | 06K115562   | 1            |
|                                   | VW 502 00 Use synthetic oil<br>SAE 5W-40, SAE 5W-30 | N/A         | 5.5L (5.8qt) |
|                                   | Drain Plug Gasket                                   | N-0138157   | 1            |
|                                   | Air Filter  | 5C0129620   | 1            |

| Engine                  | Part  | Part Number | Quantity     |
|-------------------------|---|-------------|--------------|
| <b>2.5L: CBTA, CBUA</b> | Oil Filter  | 06D115562   | 1            |
|                         | VW 502 00 Use synthetic oil<br>SAE 5W-40, SAE 5W-30 | N/A         | 6.0L (6.3qt) |
|                         | Drain Plug Gasket                                   | N-90813202  | 1            |
|                         | Air Filter  | 07K129620   | 1            |

| Engine                        | Part  | Part Number | Quantity     |
|-------------------------------|---|-------------|--------------|
| <b>1.8L Turbo: CPKA, CPRA</b> | Oil Filter  | 06L115562   | 1            |
|                               | VW 502 00 Use synthetic oil<br>SAE 5W-40, SAE 5W-30 | N/A         | 5.5L (5.7qt) |
|                               | Drain Plug Gasket                                   | N-0138157   | 1            |
|                               | Air Filter  | 5C0129620   | 1            |

| 2013-14                      | Engine Code |            | Torque Spec |       |
|------------------------------|-------------|------------|-------------|-------|
| <b>Oil drain plug Torque</b> | 1.8T        | CPKA, CPRA | M14 plug    | 30 Nm |
|                              |             |            | M24 plug    | 50 Nm |
|                              | 2.0L        | CCTA, CBFA | M14 plug    | 30 Nm |
|                              |             |            | M24 plug    | 50 Nm |
|                              | 2.0L        | CPLA, CPPA | M14 plug    | 30 Nm |
|                              |             |            | M24 plug    | 50 Nm |
|                              | 2.5L        | CBTA, CBUA | M14 plug    | 30 Nm |
|                              |             |            | M24 plug    | 50 Nm |
| 2.0L TDI                     | CJAA, CVCA  | M14 plug   | 30 Nm       |       |
|                              |             | M24 plug   | 50 Nm       |       |
| <b>Wheel hub bolt Torque</b> | 1.8T        | CPKA, CPRA | 140 Nm      |       |
|                              | 2.0L        | CCTA, CBFA |             |       |
|                              | 2.0L        | CPLA, CPPA |             |       |
|                              | 2.5L        | CBTA, CBUA |             |       |
|                              | 2.0L TDI    | CJAA, CVCA |             |       |

| Miscellaneous        | Part                         | Part Number    | Quantity |
|----------------------|------------------------------|----------------|----------|
| <b>Miscellaneous</b> | Pollen Filter PR-9AB         | 1K0819644B     | 1        |
|                      | Pollen Filter PR-9AK         | 1K1819653B     | 1        |
|                      | Wiper Blades (Left or Right) | 5C1955425      | 1        |
|                      | Battery                      | 000915105DEDSP | 1        |
|                      | Battery                      | 000915105DGDSP | 1        |

Revised 11/7/2019

## 2013 Beetle Service Reminder Reset

### Resetting the service reminder display

If the service was not performed by an authorized Volkswagen dealer or an authorized Volkswagen Service Facility, the service reminder can be reset as follows:

---

#### Vehicles with Premium text message display:

---

Select the **Settings** menu.

---

In the **Service** submenu, select the **Reset** menu item.

---

---

**Vehicles with Premium text message display:**

---

Confirm request by pressing the **OK** button on the multi-function steering wheel.

---

---

**Vehicles with Basic text message display:**

---

Switch off the ignition.

Push the **0.0 / SET** button in the instrument cluster and hold down.

Switch on the ignition.

Release the **0.0 / SET** button and push the **☰ / ⏻** button in the instrument cluster within about 20 seconds.

---

**i** Do **not** reset the service reminder between service intervals; otherwise, incorrect information will be displayed.

**i** The service reminder disappears after a few seconds when the engine is running or after the **OK/RESET** button on the windshield wiper lever or the **OK** button on the multi-function steering wheel has been pushed.

## 2014 Beetle Service Reminder Reset

### Resetting the oil change service reminder

If the service was not performed by an authorized Volkswagen dealer or an authorized Volkswagen Service Facility, the oil change service reminder can be reset as follows:

---

**Vehicles with Premium display:**

---

Switch off the ignition.

Press and hold the **0.0/SET** button in the instrument cluster.

Switch on the ignition.

Release the **0.0/SET** button.

A confirmation message appears in the display. Confirm request with the **OK/RESET** in the windshield wiper lever or the **OK** button on the multi-function steering wheel.

---

---

**Vehicles with Basic display:**

---

Switch off the ignition.

Push the **0.0/SET** button in the instrument cluster and hold down.


---

---

**Vehicles with Basic display:**

---

Switch on the ignition.

Release the **0.0/SET** button and push the  button in the instrument cluster within about 20 seconds.

---

**Resetting the inspection service reminder**

If the service was not performed by an authorized Volkswagen dealer or an authorized Volkswagen Service Facility, the inspection service reminder can be reset as follows:

---

**Vehicles with Premium display:**

---

Switch off the ignition.

Switch on the emergency flashers.

Press and hold the **0.0/SET** button in the instrument cluster.

Switch on the ignition.

Release the **0.0/SET** button.

A confirmation message appears in the display. Confirm request with the **OK/RESET** in the windshield wiper lever or the **OK** button on the multi-function steering wheel.

Switch off the emergency flashers.

---

---

**Vehicles with Basic display:**


---

Switch off the ignition.

Switch on the emergency flashers.


Push the **0.0/SET** button in the instrument cluster and hold down.


Switch on the ignition.

Release the **0.0/SET** button and push the  button in the instrument cluster within about 20 seconds.

Switch off the emergency flashers.

---

 Do **not** reset the service reminder between service intervals; otherwise, incorrect information will be displayed.

 The service reminder disappears after a few seconds or after the **OK/RESET** button on the windshield wiper lever or the **OK** button on the multi-function steering wheel has been pushed.