

Engine	Part	Part Number	Quantity
3.6L VR6: CGRA	Oil Filter >> D – 31.05.2011	021115562A	1
	Oil Filter D – 01.06.2011>>	03H115562	1
	VW 502 00 Use synthetic oil SAE 5W-40, SAE 5W-30, or SAE 0W-40	N/A	6.7L (7.1qt)
	Drain Plug + Gasket	N-90813202	1
	Air Filter	7P0129620A	1

Engine	Part	Part Number	Quantity
3.0L Turbo Diesel: CNRB	Oil Filter	059198405	1
	VW 507 00 Use synthetic oil SAE 5W-40, SAE 5W-30, or SAE 0W-40	N/A	7.7L (8.1qt)
	Drain Plug Gasket	N-0138157	1
	Air Filter	7P0129620A	1
	Fuel Filter (20K Only)	7P6127177A	1

Engine	Part	Part Number	Quantity
3.0L Hybrid: CGFA	Oil Filter	06E115562A	1
	VW 502 00 Use synthetic oil SAE 5W-40, SAE 5W-30, or SAE 0W-40	N/A	6.8L (7.2qt)
	Drain Plug Gasket	N-0138157	1
	Air Filter	7P0129620A	1

2013-2014	Engine Code		Torque Spec	
Oil drain plug Torque	3.6L	CGRA	M14 plug	30 Nm
			M24 plug	50 Nm
	3.0L TDI	CNRB	M14 plug	30 Nm
			M24 plug	50 Nm
	3.0L Hybrid	CGFA	M14 plug	30 Nm
			M24 plug	50 Nm
Wheel hub bolt Torque	3.6L	CGRA	180 Nm	
	3.0L TDI	CNRB		
	3.0L Hybrid	CGFA		

Miscellaneous	Part	Part Number	Quantity
Miscellaneous	Pollen Filter	7P0819631	1
	Wiper Blades – Set	7P0998002	1
	Rear Wiper Blade	7P6955427	1
	Battery	000915105CDDSP	1
	Battery	000915105DLDSP	1
	Battery	000915105CFDSP	1
	Battery	000915105DHDSP	1

Revised 11/7/2019

2013 Touareg Service Reminder Reset

Resetting the service reminder display

If the vehicle was not serviced by an authorized Volkswagen dealer or an authorized Volkswagen Service Facility, the service reminder can be reset in the Infotainment System as follows:

- Switch on the ignition.
- Press the **CAR** Infotainment button.
- Tap the **Service** function key on the screen.
- Tap the **Reset oil change interval function** key on the screen.
- Tap **Reset** to confirm the request.


i Do **not** reset the service reminder between service intervals; otherwise, incorrect information will be displayed.

i The service reminder disappears after a few seconds when the engine is running or the **OK** button has been pushed.

2014 Touareg Service Reminder Reset

Service Reminder

If service is due in the near future, a **service reminder** is displayed when the ignition is switched on.


For *vehicles without text messages*, a wrench symbol  and a miles (kilometers) indicator are displayed in the instrument cluster display. The mileage shown is the maximum distance that can be driven until the required service must be performed. The display changes after a few seconds.

A clock symbol is displayed and the number of days until the required service is shown.

For *vehicles with text messages*,

Service in --- mi or --- days (Service in --- km or --- days) is shown on the instrument cluster display.

Service event

When **service is due**, an audible signal sounds when the ignition is switched on, and a flashing wrench symbol  is displayed for several seconds. For *vehicles with text messages*, **Service now** is indicated on the instrument cluster display.


Viewing service messages

Service messages can be viewed in the Infotainment System.

- Switch on the ignition.
- Press the **CAR** Infotainment button.
- Tap the **Service** function key on the screen.

A **minus sign** in front of the number of miles (kilometers) or days means that **service is overdue**.

Service since --- mi or --- days (Service since --- km or --- days) is shown on the display.

 The service reminder disappears after a few seconds when the engine is running or the **OK** button on the multi-function steering wheel has been pushed.