



2013 – 2014 Jetta



Volkswagen

Engine	Part	Part Number	Quantity
1.4L Hybrid: CNLA	Oil Filter	04E115561H	1
	VW 502 00 Use synthetic oil SAE 5W-40, SAE 5W-30	N/A	4.0L (4.2qt)
	Drain Plug + Gasket	N 90288901 N 0138157	1 1
	Air Filter	04E129620	1
	Fuel Filter (Every 20K miles)	1K0201051K	1

Engine	Part	Part Number	Quantity
1.8L Turbo: CPKA, CPRA	Oil Filter	06L115562	1
	VW 502 00 Use synthetic oil SAE 5W-40, SAE 5W-30	N/A	5.5L (5.7qt)
	Drain Plug Gasket	N 0138157	1
	Air Filter	5C0129620	1

Engine	Part	Part Number	Quantity
2.0L MPI: CBPA	Oil Filter	06A115561B	1
	VW 502 00 Use synthetic oil SAE 5W-40, SAE 5W-30	N/A	3.7L (3.9qt)
	Drain Plug + Gasket	N 91086801	1
	Air Filter	1F0129620	1

Engine	Part	Part Number	Quantity
2.0L Turbo: CCTA, CBFA	Oil Filter	06J115403Q	1
	VW 502 00 Use synthetic oil SAE 5W-40, SAE 5W-30	N/A	4.6L (4.9qt)
	Drain Plug Gasket	See Tech Tip 17-12-02 Elsa Doc #2030603	1
	Air Filter	1K0129620D	1

Engine	Part	Part Number	Quantity
2.0L Turbo Diesel: CJAA	Oil Filter	071115562C	1
	VW 507 00 Use synthetic oil SAE 5W-30	N/A	4.3L (4.5qt)
	Drain Plug Gasket	N 90813202	1
	Air Filter	1K0129620E	1
	Fuel Filter (20K Only)	1K0127434B	1

Engine	Part	Part Number	Quantity
2.0L CPLA, CPPA	Oil Filter	06K115562	1
	VW 502 00 Use synthetic oil SAE 5W-40, SAE-5W-30	N/A	5.5L (5.8qt)
	Drain Plug Gasket	N 0138157	1
	Air Filter	5C0129620	1

Engine	Part	Part Number	Quantity
2.5L CBTA, CBUA	Oil Filter	06D115562	1
	VW 502 00 Use synthetic oil SAE 5W-40, SAE-5W-30	N/A	6.0L (6.3qt)
	Drain Plug + Gasket	N 90813202	1
	Air Filter	07K129620	1

2013-2014	Engine Code		Torque Spec
Oil drain plug Torque	1.4L Hybrid	CNLA	30 Nm
	1.8L	CPKA, CPRA	
	2.0L	CBPA	
	2.0L	CCTA	
	2.0L TDI	CJAA	
	2.0L	CPLA, CPPA	
	2.5L	CBTA, CBUA	
Wheel hub bolt Torque	1.4L Hybrid	CNLA	120 Nm
	1.8L	CPKA, CPRA	
	2.0L	CBPA	
	2.0L	CCTA	
	2.0L TDI	CJAA	
	2.0L	CPLA, CPPA	
	2.5L	CBTA, CBUA	



2013 – 2014 Jetta



Volkswagen

Miscellaneous	Part	Part Number	Quantity
<i>Miscellaneous</i>	Pollen Filter (20K Only) PR-9AB	1K0819644B	1
	Pollen Filter (20K Only) PR-9AK	1K1819653B	1
	Driver's Wiper Blade (Left)	5C7955425B	1
	Passenger's Wiper Blade (Right)	5C7955426B	1
	Battery	000915105DEDSP	1
	Battery	000915105DGDSP	1
	Battery		1

Revised 11/7/2019

2013 Jetta Service Reminder Reset

Resetting the service reminder display

If the service was not performed by an authorized Volkswagen dealer or an authorized Volkswagen Service Facility, the service reminder can be reset as follows:

Switch off the ignition.

Push the **0.0 / SET** button in the instrument cluster and hold down.

Switch on the ignition.

Release the **0.0 / SET** button and push the **🔧 / ⌚** button in the instrument cluster within about 20 seconds.

i Do **not** reset the service reminder between service intervals; otherwise, incorrect information will be displayed.

i The service reminder disappears after a few seconds when the engine is running or after the **OK/RESET** button on the windshield wiper lever has been pushed.

2013 Jetta GLI Service Reminder Reset

Resetting the service reminder display

If the service was not performed by an authorized Volkswagen dealer or an authorized Volkswagen Service Facility, the service reminder can be reset as follows:

Select the **Settings** menu.





2013 – 2014 Jetta





Volkswagen

In the **Service** submenu, select the **Reset** menu item.

Confirm request by pressing the  button on the multi-function steering wheel.

 Do **not** reset the service reminder between service intervals; otherwise, incorrect information will be displayed.

 The service reminder disappears after a few seconds when the engine is running or after the  button on the multi-function steering wheel has been pushed.

2014 Jetta Service Reminder Reset


Resetting the service reminder

If the service was not performed by an authorized Volkswagen dealer or an authorized Volkswagen Service Facility, the oil change service reminder can be reset as follows:

Switch off the ignition.

Press and hold the  button in the instrument cluster.

Switch on the ignition.

Push the  button in the instrument cluster within about 20 seconds.


OR:

Switch off the ignition.

Switch on the emergency flashers.

Press and hold the  button in the instrument cluster.

Switch on the ignition.

Push the  button in the instrument cluster within about 20 seconds.


Switch off the emergency flashers.



2013 – 2014 Jetta



Volkswagen

 Do **not** reset the service reminder between service intervals; otherwise, incorrect information will be displayed.

 The service reminder disappears after a few seconds.

2014 Jetta GLI and Jetta Hybrid Service Reminder Reset

Resetting the oil change service reminder

If the service was not performed by an authorized Volkswagen dealer or an authorized Volkswagen Service Facility, the oil change service reminder can be reset as follows:

Switch off the ignition.

Press and hold the **0.0/SET** button in the instrument cluster.

Switch on the ignition.

Release the **0.0/SET** button.

A confirmation message appears in the display. Confirm request with the **OK** button on the multi-function steering wheel.
