



2013 – 2014 Golf/GTI, Golf R Volkswagen

Engine	Part	Part Number	Quantity
2.0L Turbo Diesel: CJAA	Oil Filter	071115562C	1
	VW 507 00 Use synthetic oil SAE 5W-40, SAE 5W-30	N/A	4.3L (4.5qt)
	Drain Plug + Gasket	N 90813202	1
	Air Filter	1K0129620E	1
	Fuel Filter (20K Only)	1K0127434B	1

Engine	Part	Part Number	Quantity
2.5L: CBTA, CBUA	Oil Filter	06D115562	1
	VW 502 00 Use synthetic oil SAE 5W-40, SAE 5W-30	N/A	6.0L (6.3qt)
	Drain Plug + Gasket	N 90813202	1
	Air Filter	07K129620	1

GTI

Engine	Part	Part Number	Quantity
2.0L Turbo: CBFA, CCTA	Oil Filter	06J115403Q	1
	VW 502 00 Use synthetic oil SAE 5W-40, SAE 5W-30	N/A	4.6L (4.9qt)
	Drain Plug Gasket	See Tech Tip 17-12-02 Elsa Doc #2030603	1
	Air Filter	1K0129620D	1

Golf R

Engine	Part	Part Number	Quantity
2.0L: CRZA	Oil Filter	06D115562	1
	VW 502 00 Use synthetic oil SAE 5W-40, SAE 5W-30	N/A	4.6L (4.8qt)
	Drain Plug + Gasket	N 90813202	1
	Air Filter	06F133843B	1

2013-2014	Engine Code		Torque Spec
<i>Oil drain plug Torque</i>	2.0L TDI	CJAA	30 Nm
	2.5L	CBTA, CBUA	
	2.0L	CBFA, CCTA	
	2.0L	CRZA (Golf R)	
<i>Wheel hub bolt Torque</i>	2.0L TDI	CJAA	120 Nm
	2.5L	CBTA, CBUA	
	2.0L	CBFA, CCTA	
	2.0L	CRZA (Golf R)	

Miscellaneous	Part	Part Number	Quantity
<i>Miscellaneous</i>	Pollen Filter (20K Only)	1K1819653B	1
	Pollen Filter (20K Only)		1
	Front Set Wipers	1Q1998002	1
	Rear Wiper Blade (Golf)	5K6955427A	1
	Rear Wiper Blade (GTI)	5K6955427A	1
	Rear Wiper Blade (Golf R)	5K6955427A	1
	Battery	000915105DEDSP	1
	Battery	000915105DGDSP	1
	Battery		1

Revised 11/7/2019


Resetting the service reminder display

If the service was not performed by an authorized Volkswagen dealer or an authorized Volkswagen Service Facility, the service reminder can be reset as follows:

Vehicles with Premium text message display:

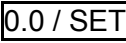
Select the **Settings** menu.

In the **Service** submenu, select the **Reset** menu item.

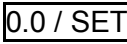

Confirm request by pressing the  button on the multi-function steering wheel.

Vehicles with Basic text message display:




Switch off the ignition.

Push  button in the instrument cluster and hold down.

Switch on the ignition.

Release the  button and push the  button in the instrument cluster within about 20 seconds.

 Do **not** reset the service reminder between service intervals; otherwise, incorrect information will be displayed.

 The service reminder disappears after a few seconds when the engine is running or after pressing the  button on the windshield wiper lever or the  button on the multi-function steering wheel.