



2012 – 2014 Tiguan



Volkswagen

Engine	Part	Part Number	Quantity
2.0L Turbo: CCTA	Oil Filter	06J115403Q	1
	VW 502 00 Use synthetic oil SAE 5W-40, SAE 5W-30, or SAE 0W-40	N/A	4.6L (4.9qt)
	Drain Plug Gasket	See Tech Tip 17-12-02 Elsa Doc #2030603	1
	Air Filter	1K0129620D	1

2012-2014	Engine Code		Torque Spec	
<i>Oil drain plug Torque</i>	2.0L	CCTA	30 Nm	
<i>Wheel hub bolt Torque</i>	2.0L	CCTA	FWD	120
			AWD	140

Miscellaneous	Part	Part Number	Quantity
Miscellaneous	Pollen Filter or Dust/Pollen/Odor Filter	1K0819644B 1K1819653B	1
	Wiper Blades – Set	5N1998002	1
	Rear Wiper Blade	6Q6955425A	
	Battery	000915105DEDSP	1
	Battery	000915105DGDSP	1

Revised 11/7/2019

2012 Tiguan Service Reminder Reset

Resetting the service reminder display

If the service was not performed by an authorized Volkswagen dealer or an authorized Volkswagen Service Facility, the service reminder can be reset as follows:

Vehicles with Premium text message display:

Select the **Settings** menu.

In the **Service** sub-menu, select the **Reset** menu item.

Confirm request with .

Vehicles with Basic text message display:


Switch off the ignition.

Push **0.0 / SET** and hold down.

Switch on the ignition.

Release the **0.0 / SET** button and push the  button within about 20 seconds.

Do **not** reset the service reminder between service intervals; otherwise, incorrect information will be displayed.

-  The service reminder disappears after a few seconds when the engine is running or the **OK** button has been pushed.

2013 Tiguan Service Reminder Reset

Resetting the service reminder display

If the service was not performed by an authorized Volkswagen dealer or an authorized Volkswagen Service Facility, the service reminder can be reset as follows:

Vehicles with Premium text message display:

Select the **Settings** menu.

In the **Service** sub-menu, select the **Reset** menu item.


Confirm request with **OK** on the multi-function steering wheel.

Vehicles with Basic text message display:


Switch off the ignition.

Push **0.0 / SET** button and hold down.

Switch on the ignition.

Release the **0.0 / SET** button, and push the  button (if applicable) within about 20 seconds in the instrument cluster.

-  Do **not** reset the service reminder between service intervals; otherwise, incorrect information will be displayed.

-  The service reminder disappears after a few seconds when the engine is running or the **OK** button on the multi-function steering wheel has been pushed.

2014 Tiguan Service Reminder Reset

Resetting the oil change service reminder

If the service was not performed by an authorized Volkswagen dealer or an authorized Volkswagen Service Facility, the oil change service reminder can be reset as follows:

Vehicles with Premium display:

Switch off the ignition.

Press and hold the **0.0/SET** button in the instrument cluster.

Switch on the ignition.

Release the **0.0/SET** button.


A confirmation message appears in the display. Confirm request with the **OK** button on the multi-function steering wheel.

Vehicles with Basic display:

Switch off the ignition.

Press and hold the **0.0/SET** button in the instrument cluster.

Switch on the ignition.

Release the **0.0/SET** button and push the  button in the instrument cluster within about 20 seconds.

Resetting the inspection service reminder

If the service was not performed by an authorized Volkswagen dealer or an authorized Volkswagen Service Facility, the inspection service reminder can be reset as follows:


Vehicles with Premium display:


1. Switch off the ignition.
 2. Switch on the emergency flashers.
 3. Press and hold the **0.0/SET** button in the instrument cluster.
-


Vehicles with Premium display:

4. Switch on the ignition.
5. Release the **0.0/SET** button.
6. A confirmation message appears in the display. Confirm request with the **OK/RESET** in the windshield wiper lever or the **OK** button on the multi-function steering wheel.
7. Switch off the emergency flashers.

Vehicles with Basic display:

1. Switch off the ignition.
2. Switch on the emergency flashers.
3. Push the **0.0/SET** button in the instrument cluster and hold down.
4. Switch on the ignition.
5. Release the **0.0/SET** button and push the  button in the instrument cluster within about 20 seconds.
6. Switch off the emergency flashers.

 Do **not** reset the service reminder between service intervals; otherwise incorrect information will be displayed.

 The service reminder disappears after a few seconds or after the **OK/RESET** button on the windshield wiper lever or the **OK** button on the multi-function steering wheel has been pushed.