



2013 – 2015 CC



Volkswagen

Engine	Part	Part Number	Quantity
2.0L Turbo: CCTA, CBFA	Oil Filter	06J115403Q	1
	VW 502 00 Use synthetic oil SAE 5W-40, SAE 5W-30	N/A	4.6L (4.9qt)
	Drain Plug Gasket	See Tech Tip 17-12-02 Elsa Doc #2030603	1
	Pollen Filter (20K Only)	1K1819653B	1
Miscellaneous	Air Filter	1K0129620D	1
	Wiper Blade Set	3C8998002	1
	Battery	000915105DEDSP	1
	Battery	000915105DGDSP	1
	Battery	000915105DKDSP	1

Engine	Part	Part Number	Quantity
3.6L VR6: CNNA	Oil Filter	03H115562	1
	VW 502 00 Use synthetic oil SAE 5W-40, SAE 5W-30	N/A	5.5L (5.8qt)
	Drain Plug Gasket	N 90813202	1
	Pollen Filter (20K Only)	1K1819653B	1
Miscellaneous	Air Filter	1K0129620B	1
	Wiper Blade Set	3C8998002	1
	Battery	000915105DEDSP	1
	Battery	000915105DGDSP	1
	Battery	000915105DKDSP	1

2013-15	Engine Code		Torque Spec	
Oil drain plug Torque	2.0L	CBFA, CCTA	M14 plug	30 Nm
			M24 plug	50 Nm
	3.6L	CNNA	M14 plug	30 Nm
			M24 plug	50 Nm
Wheel hub bolt Torque	2.0L	CBFA, CCTA	120 Nm	
	3.6L	CNNA		

Revised 11-7-2019

2013 CC Service Reminder Reset


Resetting the service reminder display

If the service was not performed by an authorized Volkswagen dealer or an authorized Volkswagen Service Facility, the service reminder can be reset as follows:

Vehicles with Premium text message display:

Select the **Settings** menu.

In the **Service** submenu, select the **Reset** menu item.

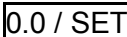

Confirm request with .


Vehicles with Basic text message display:



Switch off the ignition.

Push  and hold down.

Switch on the ignition.

Release the  button and push the  button within about 20 seconds.

 Do **not** reset the service reminder between service intervals; otherwise, incorrect information will be displayed.

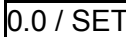
 The service reminder disappears after a few seconds when the engine is running or the  button has been pushed.

2014 CC Service Reminder Reset

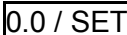
Resetting the oil change service reminder

If the service was not performed by an authorized Volkswagen dealer or an authorized Volkswagen Service Facility, the oil change service reminder can be reset as follows:


Switch off the ignition.

Press and hold the  button in the instrument cluster.

Switch on the ignition.

Release the  button


A confirmation message appears in the display.

Confirm request with the  button on the multifunction steering wheel.

Resetting the inspection service reminder

If the service was not performed by an authorized Volkswagen dealer or an authorized Volkswagen Service Facility, the inspection service reminder can be reset as follows:

1. Switch off the ignition.
2. Switch on the emergency flashers.
3. Press and hold the **0.0/SET** button in the instrument cluster.
4. Switch on the ignition.
5. Release the **0.0/SET** button.
6. A confirmation message appears in the display. Confirm request with the **OK/RESET** in the windshield wiper lever or the **OK** button on the multi-function steering wheel.
7. Switch off the emergency flashers.

 The service reminder disappears after a few seconds or after the **OK/RESET** button on the windshield wiper lever or the **OK** button on the multi-function steering wheel has been pushed.

2015 CC Service Reminder Reset

Resetting the oil change service reminder

If the service was not performed by an authorized Volkswagen dealer or an authorized Volkswagen Service Facility, the oil change service reminder can be reset as follows:

1. Switch off the ignition.
2. Press and hold the **0.0/SET** button in the instrument cluster.
3. Switch on the ignition.
4. Release the **0.0/SET** button.
5. A confirmation message appears in the display. Confirm request with the **OK/RESET** in the windshield wiper lever or the **OK** button on the multi-function steering wheel.

Resetting the inspection service reminder

If the service was not performed by an authorized Volkswagen dealer or an authorized Volkswagen Service Facility, the inspection service reminder can be reset as follows:

1. Switch off the ignition.
2. Switch on the emergency flashers.
3. Press and hold the **0.0/SET** button in the instrument cluster.
4. Switch on the ignition.
5. Release the **0.0/SET** button.
6. A confirmation message appears in the display. Confirm request with the **OK/RESET** in the windshield wiper lever or the **OK** button on the multi-function steering wheel.
7. Switch off the emergency flashers.

i Do **not** reset the service reminder between service intervals; otherwise incorrect information will be displayed.

i The service reminder disappears after a few seconds or after the **OK/RESET** button on the windshield wiper lever or the **OK** button on the multi-function steering wheel has been pushed.