

Engine	Part	Part Number	Quantity
<b>1.8L Turbo: CPKA, CPRA</b>	Oil Filter	06L115562	1
	VW 502 00 Use synthetic oil SAE 5W-40, SAE 5W-30	N/A	5.5L (5.7qt)
	Drain Plug Gasket	N 0138157	1
	Air Filter	5C0129620	1

Engine	Part	Part Number	Quantity
<b>2.0L Turbo Diesel: CKRA</b>	Oil Filter	03L115562	1
	VW 507 00 Use synthetic oil SAE 5W-30	N/A	4.3L (4.5qt)
	Drain Plug + Gasket	N 90813202	1
	Air Filter	1K0129620E	1
	Fuel Filter (20K Only)	7N0127177B	1

Engine	Part	Part Number	Quantity
<b>2.0L Turbo Diesel: CVCA</b>	Oil Filter	03N115562	1
	VW 507 00 Use synthetic oil SAE 5W-30	N/A	5.5L (5.8qt)
	Drain Plug + Gasket	N 90813202	1
	Air Filter	1K0129620L	1
	Fuel Filter (20K Only)	5Q0127177	1

Engine	Part	Part Number	Quantity
<b>2.5 L: CBTA, CBUA</b>	Oil Filter	06D115562	1
	VW 502 00 Use synthetic oil SAE 5W-40, SAE 5W-30	N/A	6.0L (6.3qt)
	Drain Plug + Gasket	N 90813202	1
	Air Filter	07K129620	1

Engine	Part	Part Number	Quantity
<b>3.6L VR6: CDVB</b>	Oil Filter	03H115562	1
	VW 502 00 Use synthetic oil SAE 5W-40, SAE 5W-30	N/A	5.5L (5.8qt)
	Drain Plug + Gasket	N 90813202	1
	Air Filter	1K0129620B	1

2012-2015	Engine Code		Torque Spec
<i>Oil drain plug Torque</i>	1.8L	CPRA	30 Nm
	2.0L TDI	CKRA	
	2.0L	CVCA	
	2.5L	CBTA, CBUA	
	3.6L	CDVB	
<i>Wheel hub bolt Torque</i>	1.8L	CPRA	140 Nm
	2.0L TDI	CKRA	
	2.0L	CVCA	
	2.5L	CBTA, CBUA	
	3.6L	CDVB	

Miscellaneous	Part	Part Number	Quantity
<i>Miscellaneous</i>	Pollen Filter (PR-KH6)	1K0819644B	1
	Pollen Filter (PR-9AK)	1K1819653B	1
	Wiper Blade – Left >> D – 16.03.2015	561955425	1
	Wiper Blade – Left D – 16.03.2015>>	561955425A	1
	Wiper Blade – Right >> D – 16.03.2015	561955426	1
	Wiper Blade – Right D – 16.03.2015>>	561955426A	1
	Battery	000915105DEDSP	1
	Battery	000915105DGDSP	1
	Battery	000915105DKDSP	1

Revised 11-7-2019

## 2012 Passat Service Reminder Reset

### Resetting the service reminder display

If the service was not performed by an authorized Volkswagen dealer or an authorized Volkswagen Service Facility, the service reminder can be reset as follows:

#### Vehicles with Premium text message display:

Select the **Settings** menu.

In the **Service** sub-menu, select the **Reset** menu item.

Confirm request with .

#### Vehicles with Basic text message display:

Switch off the ignition.


---

**Vehicles with Basic text message display:**


---


Push **0.0 / SET** and hold down.

Switch on the ignition.

Release the **0.0 / SET** button and push the  button within about 20 seconds.

---

 Do **not** reset the service reminder between service intervals; otherwise, incorrect information will be displayed.

 The service reminder disappears after a few seconds when the engine is running or the **OK** button has been pushed.

## **2013 Passat Service Reminder Reset**

### **Resetting the service reminder display**

If the service was not performed by an authorized Volkswagen dealer or an authorized Volkswagen Service Facility, the service reminder can be reset as follows:

---

**Vehicles with Premium text message display:**

---

Select the **Settings** menu.

In the **Service** submenu, select the **Reset** menu item.

Confirm request with the **OK** button on the multi-function steering wheel.

---

---



**Vehicles with Basic text message display:**

---


Switch off the ignition.


Push the **0.0 / SET** button in the instrument cluster and hold down.

Switch on the ignition.

Release the **0.0 / SET** button and push the  /  button in the instrument cluster within about 20 seconds.

---

 Do **not** reset the service reminder between service intervals; otherwise incorrect information will be displayed.

 The service reminder disappears after a few seconds when the engine is running or the **OK/RESET** button on the windshield wiper lever or the **OK** button on the multi-function steering wheel has been pushed.

## 2014 Passat Service Reminder Reset

### Resetting the oil change service reminder

If the service was not performed by an authorized Volkswagen dealer or an authorized Volkswagen Service Facility, the oil change service reminder can be reset as follows:

---

#### Vehicles with Premium instrument cluster:

---

Switch off the ignition.

Press and hold the **0.0/SET** button in the instrument cluster.

Switch on the ignition.

Release the **0.0/SET** button.

A confirmation message appears in the display. Confirm request with the **OK** button on the multi-function steering wheel.

---


#### Vehicles with Basic instrument cluster:

---

Switch off the ignition.

Press and hold the **0.0/SET** button in the instrument cluster.

Switch on the ignition.

Release the **0.0/SET** button and push the  button in the instrument cluster within about 20 seconds.

### Resetting the inspection service reminder

If the service was not performed by an authorized Volkswagen dealer or an authorized Volkswagen Service Facility, the inspection service reminder can be reset as follows:

---

#### Vehicles with Premium display:

---

Switch off the ignition.

Switch on the emergency flashers.

Press and hold the **0.0/SET** button in the instrument cluster.

Switch on the ignition.

Release the **0.0/SET** button.

---

**Vehicles with Premium display:**

---

A confirmation message appears in the display.  
Confirm request with the **OK** button on the multi-function steering wheel.

Switch off the emergency flashers.

---

---

**Vehicles with Basic display:**

---


Switch off the ignition.

Switch on the emergency flashers.

Press and hold the **0.0/SET** button in the instrument cluster.


Switch on the ignition.


Release the **0.0/SET** button.

Release the **0.0/SET** button and push the  button in the instrument cluster within about 20 seconds.

Switch off the emergency flashers.

---

 Do **not** reset the service reminder between service intervals; otherwise incorrect information will be displayed.

 The service reminder disappears after a few seconds when the engine is running or the **OK/RESET** button on the windshield wiper lever or the **OK** button on the multi-function steering wheel has been pushed.

## 2015 Passat Service Reminder Reset

### Resetting the oil change service reminder

If the service was not performed by an authorized Volkswagen dealer or an authorized Volkswagen Service Facility, the oil change service reminder can be reset as follows:

---

**Vehicles with Premium display:**

---

1. Switch off the ignition.
  2. Press and hold the **0.0/SET** button in the instrument cluster.
  3. Switch on the ignition.
  4. Release the **0.0/SET** button.
-

---

### Vehicles with Premium display:



---

5. A confirmation message appears in the display. Confirm request with the **OK/RESET** in the windshield wiper lever or the **OK** button on the multi-function steering wheel.
- 

---

### Vehicles with Basic display:

---

1. Switch off the ignition.
  2. Push the **0.0/SET** button in the instrument cluster and hold down.
  3. Switch on the ignition.
  4. Release the **0.0/SET** button and push the   button in the instrument cluster within about 20 seconds.
- 

### Resetting the inspection service reminder

If the service was not performed by an authorized Volkswagen dealer or an authorized Volkswagen Service Facility, the inspection service reminder can be reset as follows:

---

### Vehicles with Premium display:

---

1. Switch off the ignition.
  2. Switch on the emergency flashers.
  3. Press and hold the **0.0/SET** button in the instrument cluster.
  4. Switch on the ignition.
  5. Release the **0.0/SET** button.
  6. A confirmation message appears in the display. Confirm request with the **OK/RESET** in the windshield wiper lever or the **OK** button on the multi-function steering wheel.
  7. Switch off the emergency flashers.
- 

---

### Vehicles with Basic display:


---


1. Switch off the ignition.
  2. Switch on the emergency flashers.
-


---

### Vehicles with Basic display:

---

3. Push the **0.0/SET** button in the instrument cluster and hold down.
  4. Switch on the ignition.
  5. Release the **0.0/SET** button and push the  button in the instrument cluster within about 20 seconds.
  6. Switch off the emergency flashers.
- 

 Do **not** reset the service reminder between service intervals; otherwise incorrect information will be displayed.

 The service reminder disappears after a few seconds or after the **OK/RESET** button on the windshield wiper lever or the **OK** button on the multi-function steering wheel has been pushed.