



Volkswagen

## 2012 – 2015 Eos

Engine	Part	Part Number	Quantity
<b>2.0L Turbo: CCTA, CBFA</b>	Oil Filter	06J115403Q	1
	VW 502 00 Use synthetic oil SAE 5W-40, SAE 5W-30	N/A	4.6L (4.9qt)
	Drain Plug Gasket	See Tech Tip 17-12-02 Elsa Doc #2030603	1
	Air Filter	1K0129620D	1
<b>Miscellaneous</b>	Pollen Filter	1K1819653B	1
	Wiper Blades – Set	1Q1998002	1
	Battery	000915105DEDSP	1
	Battery	000915105DGDSP	1

2012-2015	Engine Code		Torque Spec
<b>Oil drain plug Torque</b>	2.0L	CCTA, CBFA	30 Nm
<b>Wheel hub bolt Torque</b>	2.0L	CCTA, CBFA	120 Nm

Revised 11/7/2019

## 2012 Eos Service Reminder Reset

### Resetting the service reminder display

If the service was not performed by an authorized Volkswagen dealer or an authorized Volkswagen Service Facility, the service reminder can be reset as follows:

---

#### Vehicles with Premium text message display:

---

Select the **Settings** menu.

In the **Service** sub-menu, select the **Reset** menu item.

Confirm request with .

---

---

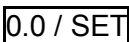

#### Vehicles with Basic text message display:

---


Switch off the ignition.



Push  and hold down.

Switch on the ignition.

Release the  button and push the  button within about 20 seconds.

---

 Do **not** reset the service reminder between service intervals; otherwise, incorrect information will be displayed.

 The service reminder disappears after a few seconds when the engine is running or the  button has been pushed.

## 2013 Eos Service Reminder Reset


### Resetting the service reminder display

If the service was not performed by an authorized Volkswagen dealer or an authorized Volkswagen Service Facility, the service reminder can be reset as follows:

---



Select the **Settings** menu.

In the **Service** submenu, select the **Reset** menu item.

Confirm request by pressing the  button on the multi-function steering wheel.

---

 Do **not** reset the service reminder between service intervals; otherwise, incorrect information will be displayed.

 The service reminder disappears after a few seconds when the engine is running or after the  button on the multi-function steering wheel has been pushed.

## 2014 Eos Service Reminder Reset

### Resetting the oil change service reminder

If the service was not performed by an authorized Volkswagen dealer or an authorized Volkswagen Service Facility, the oil change service reminder can be reset as follows:

---

Switch off the ignition.

---

Press and hold the **0.0/SET** button in the instrument cluster.

---

Switch on the ignition.

---

Release the **0.0/SET** button.

---

A confirmation message appears in the display. Confirm request with the **OK** button on the multi-function steering wheel.

---

### Resetting the inspection service reminder

If the service was not performed by an authorized Volkswagen dealer or an authorized Volkswagen Service Facility, the inspection service reminder can be reset as follows:

---

Switch off the ignition.

---

Switch on the emergency flashers.

---

Press and hold the **0.0/SET** button in the instrument cluster.

---

Switch on the ignition.

---

Release the **0.0/SET** button.

---


A confirmation message appears in the display. Confirm request with the **OK** button on the multi-function steering wheel.

---

---

Switch off the emergency flashers.

---

 The service reminder disappears after a few seconds or the **OK** button on the multi-function steering wheel has been pushed.

## 2015 Eos Service Reminder Reset

### Resetting the oil change service reminder


If the service was not performed by an authorized Volkswagen dealer or an authorized Volkswagen Service Facility, the oil change service reminder can be reset as follows:


1. Switch off the ignition.
2. Press and hold the **0.0/SET** button in the instrument cluster.
3. Switch on the ignition.
4. Release the **0.0/SET** button.
5. A confirmation message appears in the display. Confirm request with the **OK/RESET** in the windshield wiper lever or the **OK** button on the multi-function steering wheel.

### Resetting the inspection service reminder

If the service was not performed by an authorized Volkswagen dealer or an authorized Volkswagen Service Facility, the inspection service reminder can be reset as follows:

1. Switch off the ignition.
2. Switch on the emergency flashers.
3. Press and hold the **0.0/SET** button in the instrument cluster.
4. Switch on the ignition.
5. Release the **0.0/SET** button.
6. A confirmation message appears in the display. Confirm request with the **OK/RESET** in the windshield wiper lever or the **OK** button on the multi-function steering wheel.
7. Switch off the emergency flashers.

 Do **not** reset the service reminder between service intervals; otherwise incorrect information will be displayed.

 The service reminder disappears after a few seconds or after the **OK/RESET** button on the windshield wiper lever or the **OK** button on the multi-function steering wheel has been pushed.