



2015 Touareg GP



Volkswagen

Engine	Part	Part Number	Quantity
3.6L: CGRA	Oil Filter	03H115562	1
	VW 502 00 Use synthetic oil SAE 5W-40, SAE-5W-30, or SAE 0W-40	N/A	6.7L (7.1qt)
	Drain Plug Gasket	N-90813202	1
	Air Filter	7P0129620A	1

Engine	Part	Part Number	Quantity
3.0L Turbo Diesel: CNRB	Oil Filter	059198405	1
	VW 507 00 Use synthetic oil SAE 5W-40, SAE-5W-30, or SAE 0W-40	N/A	7.7L (8.1qt)
	Drain Plug Gasket	N-0138157	1
	Air Filter	7P0129620A	1
	Fuel Filter (20K Only)	7P6127177A	1

Engine	Part	Part Number	Quantity
3.0L Hybrid: CGFA	Oil Filter	06E115562A	1
	VW 502 00 Use synthetic oil SAE 5W-40, SAE-5W-30, or SAE 0W-40	N/A	6.8L (7.2qt)
	Drain Plug Gasket	N-0138157	1
	Air Filter	7P0129620A	1

2015	Engine Code		Torque Spec	
Oil drain plug Torque	3.6L	CGRA	M14 plug	30 Nm
			M24 plug	50 Nm
	3.0L TDI	CNRB	M14 plug	30 Nm
			M24 plug	50 Nm
	3.0L Hybrid	CGFA	M14 plug	30 Nm
			M24 plug	50 Nm
Wheel hub bolt Torque	3.6L	CGRA	180 Nm	
	3.0L TDI	CNRB		
	3.0L Hybrid	CGFA		

Miscellaneous	Part	Part Number	Quantity
Miscellaneous	Pollen Filter	7P0819631	1
	Wiper Blades – Set	7P0998002	1
	Battery	000915105DHDSP (80AH/380A)	1
	Battery	000915105CDDSP (75AH/420A)	1
	Battery	000915105CFDSP (105AH/580A)	1
	Battery	000915105DLDSP (110AH/520A)	1

Revised 11/7/2019

Service reminder display

 Please first read and note the introductory information and heed the **WARNINGS**  in the owner's manual.

The service appointment reminder is shown in the instrument cluster display. For more information, please See ⇒ *Booklet Warranty and Maintenance*.


Information on maintenance intervals ⇒ *Booklet Warranty and Maintenance*.

For vehicles with **time- or distance- driven dependent service**, fixed service intervals are displayed.

Service reminder



If service is due in the near future, a **service reminder** is displayed when the ignition is switched on an **Service in --- mi or --- days (Service in --- km or --- days)** is shown on the instrument cluster display.

Service event



When **service is due**, an audible signal sounds when the ignition is switched on, and a flashing wrench symbol  is displayed for several seconds. For *vehicles with text messages*, **Service now** is indicated on the instrument cluster display.

Viewing service messages

Service messages can be viewed in the Infotainment System.

- Switch on the ignition.
- Press the  Infotainment button.
- Tap the  function key on the screen.

A **minus sign** in front of the number of miles (kilometers) or days means that **service is overdue**. **Service since --- mi or --- days (Service since --- km or --- days)** is shown on the display.

 The service reminder disappears after a few seconds when the engine is running or the  button on the multi-function steering wheel has been pushed.